



**JAMHUURIYADDA FEDERAALKA SOOMAALIYA
WASARAADDA QORSHEYNTA, MAALGASHIGA IYO HORUMARINTA DHAQAALAH
AGAASINKA ISTAATISTIKADA QARANKA**



Warbixin Bileedka
TUSAHA SICIRKA BADEECADAHA
Maajo 2019

Warbixin kooban

Guud ahaan Tusaha Sicirka Badeecadaha (TSB) Bishii Maajo 2019 wuxuu ahaa 116.81, halka uu ka ahaa 114.89 Bishii Abriil 2019.

Isbedelka labada bilood, Maajo iyo Abriil 2019 ayaa ahaa hoos u dhac gaaraya 1.67%. Tan ayaa imaanaysa marka labarardhigo sare u kac bishii hore ee Abriil oo gaaray 3.70%. Qiima kororka ugu badan ayaa ahaa dharka iyo kabaha(+7.48%). Sare u kaca ugu badan waxaa sababay dharka caruurta oo gaaray (26.58%) dabaaldaga lidul fitriga awgeed. (Jaantus1).

Guud ahaan Sicir Bararka 12kii bilood ee la soo dhaafay Bisha Maajo 2019 ayaa sare u kacay 5.88 % ee heerka cabirka sicir bararka, halka uu Bishii Abriil 2019 ka ahaa 5.66% Marka la barbardhigo 12 Bilood Bisha Maajo 2019. Waa sicir bararkii ugu badnaa ee la diiwaan galiyey ilaa october 2017 (+6.48), qiimaha cuntada ayaa xawli sare ugu kacay halka uu ka daganaa sarifka lacagaha qalaad.

Tusaha Sicirka Badeecadaha, Abriil2019	
Tusaha Bisha Maajo	116.81
Tusaha Bishii hore Abriil	114.89
Tusaha sanadkii hore Bisha Maajo, (2018)	110.32
Isbedel bilaha ah %	1.67%
Isbedelka Heerka Sicir Bararka ee sanadlaha ah%	5.88%

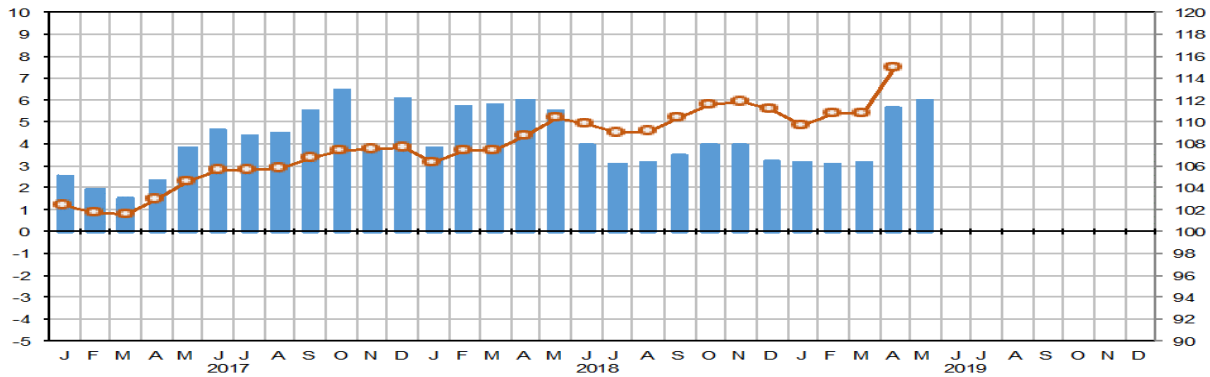
Shaxda 1: Sicir Bararka, Tusaha Sicirka Badeecadaha; Abriil 2019 (Dec 2014 = 100)

Inflation rate according to CPI

Percent change over twelve months

CPI Index

Index = 100 @ December 2014



Source: Directorate of National Statistics

Tusaha Sicirka Badeecadaha (TSB) Maajo 2019.

Heerka Sicir Bararka: Dhammaan Qeybaha TSB, Maajo 2019.

Heerka sicir-bararka Bishii Maajo 2019 waa isbedelka boqolleyda ee Tusaha Sicirka Badeecadaha (TSB) ee 12kii bilood ee la soo dhaafay, Maajo 2018 ilaa May 2019.

Dhammaan qeybaha uu ka koobanyahay **TSB** ayaa sare u kacay 5.88% ee heerka cabirka badeecadaha 12kii billood ee la soo dhaafay, halkii uu ka ahaa 5.66% Bishii Abriil 2019.

Dhammaan qeybaha TSB ayaa hoos u dhacay 1.67% Bishii May 2019, marka loo barbardhigo bishii hore ee Abriil oo sare u kaco gaaray 3.70%.

Sicir bararka qeybo ka mid ah Badeecadaha, Maajo 2019.

Sicir bararka qeybaha **cuntada iyo cabitaanada caadiga ah, guryaha, biyaha, korontada iyo gaaska** cuntada lagu karsado ayaa ah kuwa ugu muhiimsan, uguna miisaanka weyn badeecadaha la isticmaalo oo dhan.

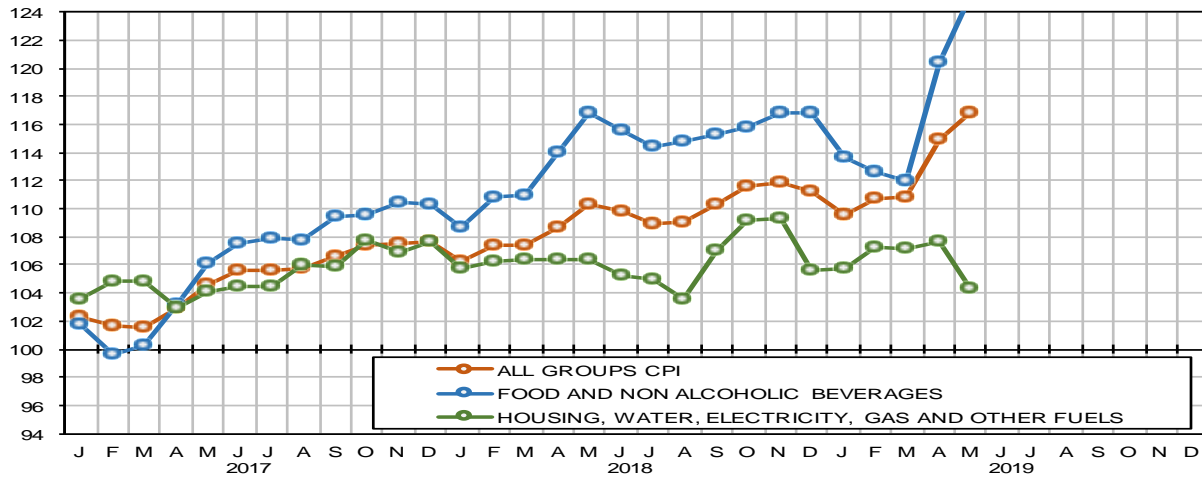
Cuntada iyo Cabitaanada caadiga ah ayaa qiimahoodu kordhay 3.93% bishii Maajo, tan ayaa waxaa sababay qiima koror ku yimid qeybo ka mid ah Cuntada Isbedelka Cimilada awgeed. Natiiyo ahaan, sicir bararka sanadlaha ah ayaa sare u kacay 7.16% Bishii Maajo 2019, halka sicir bararka sanadlaha ah ee Abriil 2019 uu ahaa 5.61%.

Guryaha, Biyaha, Korontada iyo Gaaska cuntada lagu karsado ayaa hoose u dhacay -3.14% bishii Maajo 2019. Inkastoo Sicir bararka sanadlaha ah ee qaybtaan uu ahaa -1.99%, Maajo 2019, halka sicir bararka sanadlaha ee bishii Abriil 2019 uu gaaray 1.19%.

Heerka sicirbararka marka loo eego tusaha sicirka badeecadaha

All Groups CPI and Selected Groups

Index = 100 @ December 2014

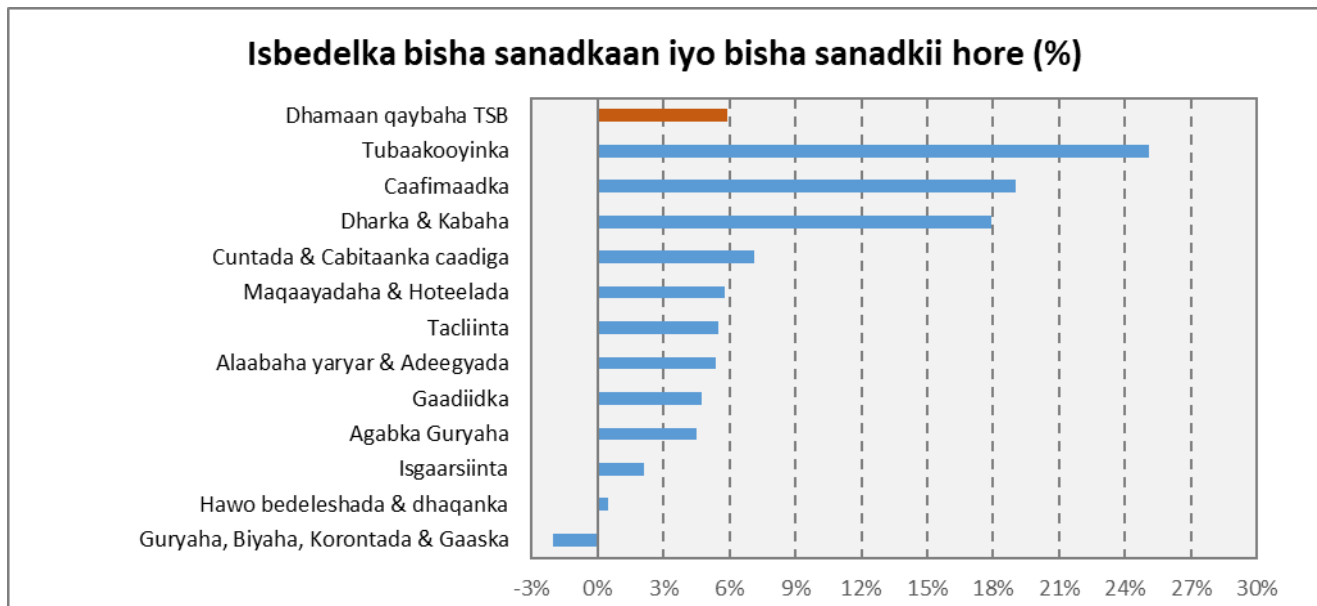


Source: Directorate of National Statistics

Qaybaha ugu waa weyn ee isbedelka bilaha(TSB)

A. Qeybaha ugu waaweyn ee isbedelka sanadlaha (TSB)

jaantuska 1: Sicir bararka sanadlaha ee dhamaan qeybaha; Maajo 2019 (Dec 2014 = 100)



Qeybaha ugu weyn ee sicir bararku Kordhay (+):

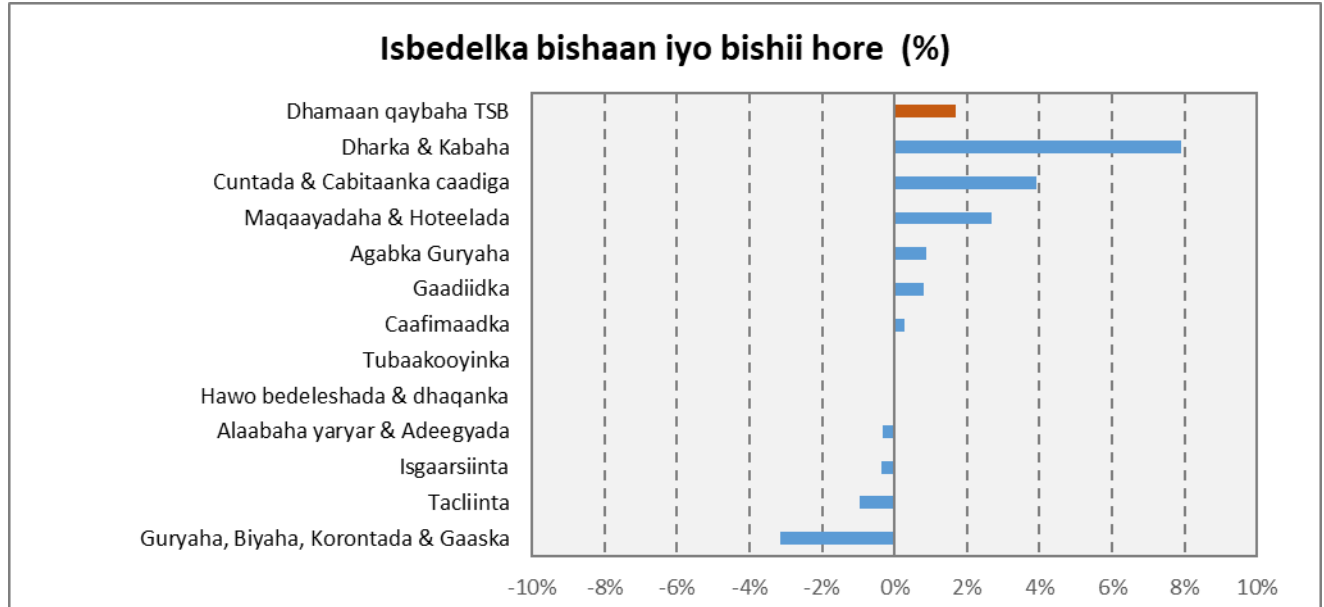
- **Cuntada iyo Cabitaanada** caadiga ah aya kordhay sicirkoodu 7.16 % labo iyo tobanki bilood ee la soo dhaafay (2018 maajo ilaa 2019). Kororka sicirka aya kashay sare u kac ku yimid sicirka Cuntada iyo Qudarta. Sare u kaca ugu badan ay aka yimid Qiimaha qudaarta (+30.62%) iyo Cuntada (+7.19%).
- **Dharka iyo Kabaha** aya sicirkooda sare u kacay 17.89% marka la barbardhigo sare u kac sanadle ah oo gaaray 12.58% bishi Abril 2019. Sicirbararka aya ka dhashay qiimaha dharka oo gaarey (+19.23%) marka loo eegayo sare u kac ku yimid dharka.
- **Maqaayadaha iyo Hoteelada** qiimaha looga cunteeyo aya sare u kacay 5.77%, Bishi Maajo 2019, marka labarbardhigo sare u kac sanaddle aha oo gaaray, 2.85 Bishi Abril 2019, sare u kacaan aya ka yimid maqaayadaha , Kafeyga iyo wixi la mid ah , sare u kaca ugu badan aya ka dhashay sicirka maqaayadaha looga cunteeyo oo gaaray (+ 6.69%).
- **Qiimaha Gaadiidka** ayaa muujiyey sare u kac Sanadle ah o dhan 4.72% Bisha Maajo sanadka 2019. inta badan sare u kaca ayaa ku yimid Qalabka dayactirka oo gaaray (19.83%).
- **Tubaakada** sicirka sanadlaha ah ayaa sare u kacay 25.11% Bisha Maajo 2019. Marka loo barbardhigo Bishii Abriil 2019 uu ahaa 29.83%. Taas oo ka dhigeysa in qiimaha qaadka uu yahay mid Sabeynaya . Qiimaha Qaadka ayaa ah mid aalaaba sabeeya.

Qaybaha ugu weyn ee Sicirkoodu hoos u dhacay (-):

Guud ahaan, majirin wax hoos u dhac Sanadle ah ee Bisha Maajo 2019.

Qaybaha ugu waa weyn ee isbedelka bilaha(TSB)

- **Jaantuska 2: TSB; Isbedelka Sicirbararka ee bilaha dhamaan qaybaha; Abriil 2019 (Dec 2014 = 100)**



Qaybaha ugu weyn ee Sicir bararku ku kordhay bisha Maajo (+)

- **Cuntada iyo cabitaanada** caadiga ah ayaa sicirkoodu kordhay 3.93% Bishii Maajo marka loo barbardhigo Bishii Abriil 2019 oo uu ahaa 7.48%, Kororka sicirka ayaa ka dhashay sare ukac ku yimid sicirka Miraha oo gaaray (+8.66%) halka Qudaartu ay gaartay (+16.77%).
- **Dharka iyo Kabaha** ayaa sicirkooda sare u kacay 7.89 % marka la barbardhigo sare u kac sanaddle ah oo gaaray 1.05% bishii Abriil 2019. Sicirbararka ayaa ka dhashay qiimaha dharka oo gaaray (+8.80%) iyo Kabaha (+4.57%) *dabaldaga Ciidul Fitriga awgeed.*

Qaybaha ugu weyn ee Sicirkoodu hoos u dhacay bisha Abriil 2019(-):

- *Guud ahaan, majiraan wax hoos u dhac Bille ah ee Bisha Maajo 2019.*

**Shaxda 2: Isbedelka tusaha sicirka ee qaybaha badeecadaha Abriil 2019 ee habka COICOP
(Dec 2014=100)**

Habka kalasaarida caalamiga ee COICOP	TSB Weight	Abriil 2018 Tusaha	Maarso 2019 Tusaha	Abriil 2019 Tusaha	% isbedelka bishaan iyo bishiihore	% Isbedelka bish sanadkaan iyo bisha sanadkii hore
<i>Dhamaan qaybaha TSB</i>	100.00	110.32	114.89	116.81	1.67	5.88
Cuntada & Cabitaanka caadiga	46.04	116.79	120.42	125.15	3.93	7.16
Tubaakooyinka	1.25	114.88	143.72	143.72	0.00	25.11
Dharka & Kabaha	5.03	103.06	112.61	121.50	7.89	17.89
Guryaha, Biyaha, Korontada & Gaaska cuntada lagukariyo	23.41	106.43	107.68	104.30	-3.14	-1.99
Agabka Guryaha	2.93	100.69	104.30	105.21	0.87	4.49
Caafimaadka	5.00	99.57	118.20	118.52	0.27	19.03
Gaadiidka	3.77	104.85	108.91	109.79	0.81	4.72
Isgaarsiinta	2.80	94.33	96.66	96.32	-0.35	2.12
Hawo bedeshada & dhaqanka	1.00	101.81	102.34	102.31	-0.03	0.49
Tacliinta	4.00	100.40	106.96	105.93	-0.97	5.51
Maqaayadaha & Hoteelada	2.00	131.03	134.97	138.59	2.68	5.77
Alaabaha yaryar & Adeegyada	2.77	102.46	108.32	107.95	-0.34	5.36

Ogeysiis:

Tusaha Sicirka Badeecadaha waa sahan ku saabsan badeecadaha iyo adeegyada ay isticmaalaan qoysaska caadiga ah. Xogta sahanka waxaa lasoo ururiyaa Todobaadka koowaad iyo kan sedexaad ee bil kasta. Sicirka badeecadaha iyo adeegyada waxaa laga soo ururiyaa goobaha ganacsiga ee ku kalayaala afarta Suuq ee ugu waaweyn Magaalada Muqdisho.