

CONSUMER PRICE INDEX (CPI)

March 2021

Executive Summary

The All Groups CPI was 122.47 in the month of March 2021, compared with 119.88 in the month of February 2021.

The monthly change, March 2021 compared to February 2021, was an increase of 2.17 percent. This is compared to a monthly decrease of 0.91 percent in the previous month of February 2021. The most significant monthly price increases were **Food & Non-Alcoholic Beverages** (3.30%) and **Health** (+4.13%) respectively. The increase for Food and Non-Alcoholic Beverages was mainly the result of higher prices of Food (+3.39%). Most of the upwards contribution came from prices of Fruits (+6.72%) and Vegetables (+4.49%) (Chart 2).

Over the twelve months to the month of March 2021 (inflation rate), the All Groups CPI increased to 5.08 percent, compared with 5.03 percent over the twelve months to the month of February 2021.

Table 1: Inflation rate according to CPI; March 2021 (Dec 2014 = 100)

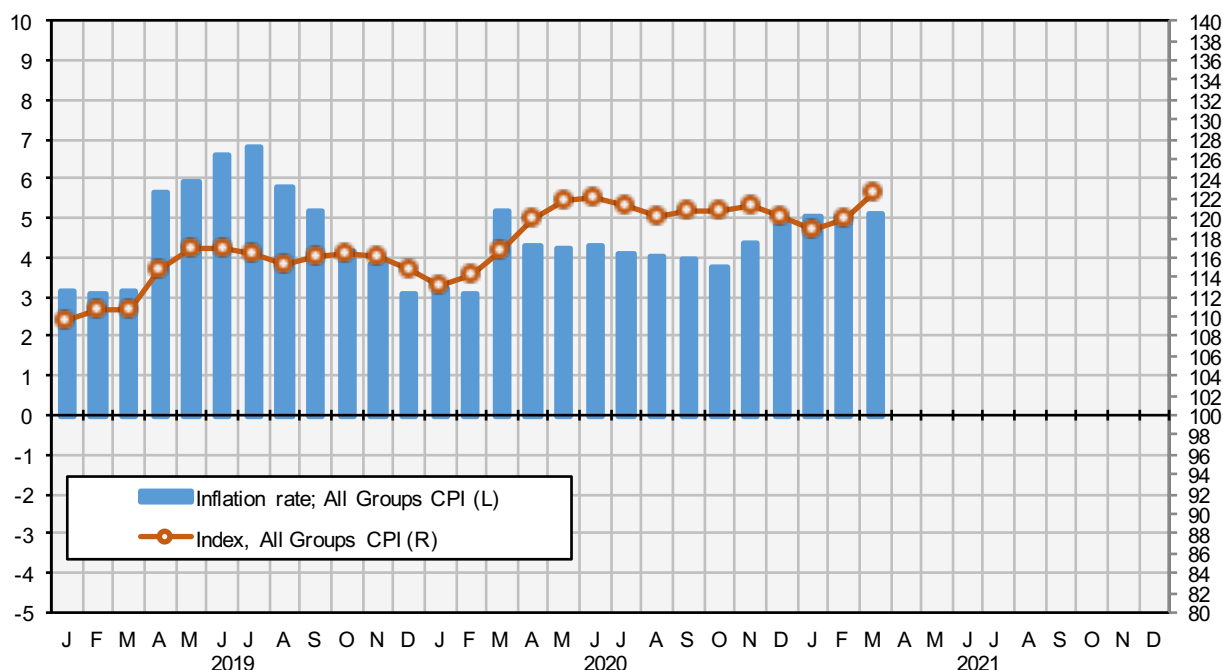
Consumer Price Index, March 2021	
Index (current month)	122.47
Index (previous month)	119.88
Index (previous year, same month)	116.55
Monthly % change	2.17%
Annual % change (inflation rate)	5.08%

Inflation rate according to CPI

CPI Index

Percent change over twelve months

Index = 100 @ December 2014



Source: NBS

A bulletin on the March 2021 CPI and more detailed data in time series format have been posted on the SNBS website: <http://www.nbs.gov.so>. Twitter @NBS_Somalia

Consumer Price Index (CPI) March 2021

General Inflation rate: All Groups CPI, March 2021

The rate of inflation for March 2021 is the percentage change in the Consumer Price Index (CPI) over the twelve-month period, from March 2020 to March 2021.

The **All Groups CPI** increased 5.08 percent over the twelve months to March 2021 compared to 5.03 percent over the twelve months to February 2021.

The **All Groups CPI** monthly change for March 2021 was an increase of 2.17 percent. This is compared to a decrease of 0.91 percent recorded for February 2021.

General Inflation rate: Selected Groups, March 2021

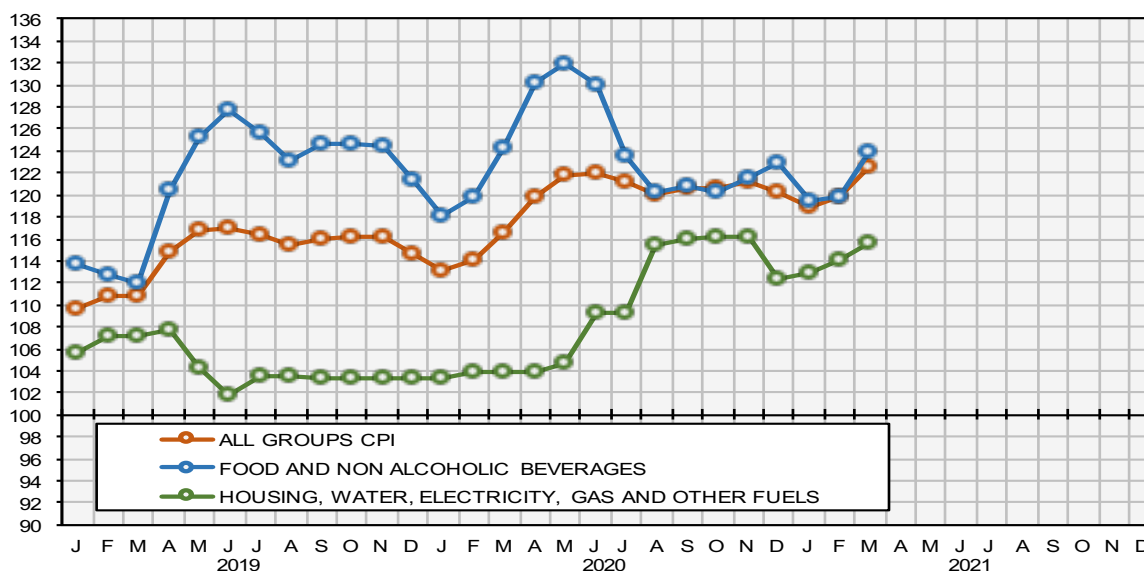
The rate of inflation for **Food and Non-Alcoholic Beverages** and **Housing, Water, Electricity, Gas** are the most significant items in the consumer basket in terms of expenditure and have the largest weighted influence on the **All Groups CPI**.

Food and Non-Alcoholic Beverages experienced a monthly increase of 3.30 percent during the month of March 2021 compared with a decrease of 0.33 percent in February 2021. This was due to an increase in prices of some foodstuffs. As a result, the year on year inflation decreased to -0.30 percent in March 2021. This is compared to the year on year inflation of 0.01 percent experienced in February 2021.

Housing, Water, Electricity and Gas experienced a monthly increase of 1.40 percent during the month of March 2021 compared to a monthly decrease of 1.08 percent experienced in February 2021. The year on year inflation increased to 11.36 percent in March 2021. This is compared to the year on year inflation of 9.82 percent experienced in February 2021.

All Groups CPI and Selected Groups

Index = 100 @ December 2014

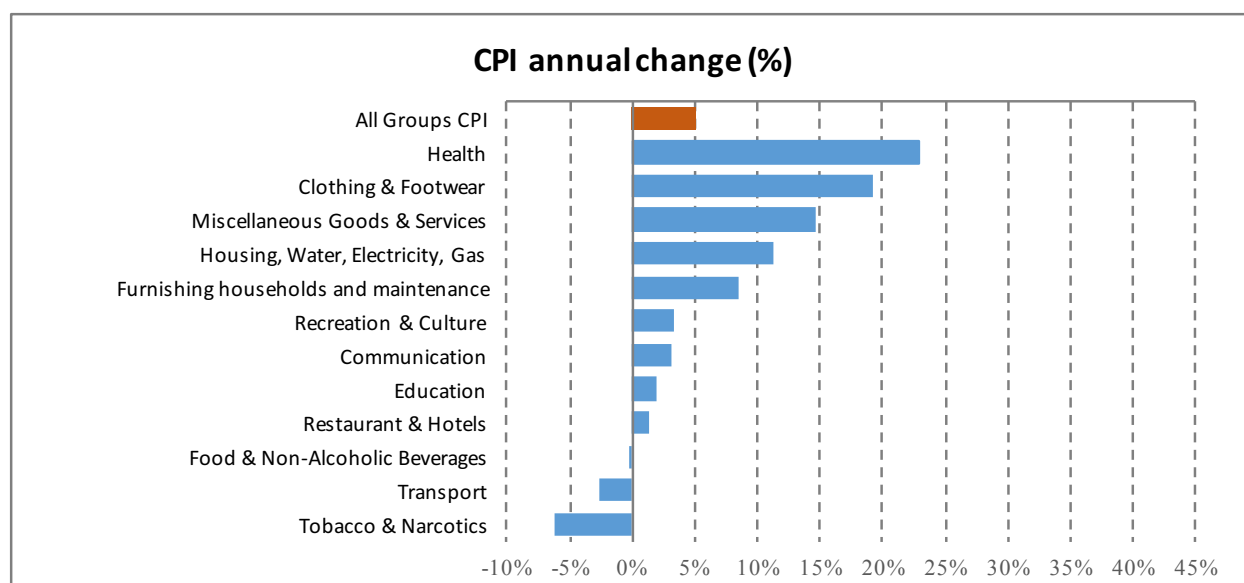


Source: NBS

A. Major contributions of the different groups to the annual percentage change in the CPI

A bulletin on the March 2021 CPI and more detailed data in time series format have been posted on the SNBS website: <http://www.nbs.gov.so>. Twitter @NBS_Somalia

Chart 1: CPI indices, Annual inflation rate by all groups; March 2021 (Dec 2014 = 100)



Major contributions (positive):

- **Health** showed an annual inflation rate of 22.91 percent in March 2021. The increase was mainly the result of higher prices of Hospital services (+49.96%). Most of the upwards contribution came from prices of patient treatment (+150.00%).
- **Housing, Water, Electricity and Gas** recorded an annual increase of 11.36 percent in March 2021. The increase was mainly the result of higher prices of Actual Rentals for Housing (19.67%). Most of upwards contribution came from prices of Actual rentals paid by tenants, for example, Apartment (+30.23%).
- **Clothing and Footwear** recorded an annual increase of 19.22 percent. Most of the upward contribution came from prices on clothing (+19.25%) and footwear (19.09%) respectively due to price increases on garments for women (+25.15%), Children (23.15%) and Shoes and other footwear (+19.09).
- **Miscellaneous Goods & Services** recorded an annual increase of 14.75 percent in March. The increase was mainly the result of higher prices of personal effects (+14.95%). Most of the upwards contribution came from prices of Jewelries, clocks and watches (+17.13%).
- **Furnishing, Households and Maintenance** showed an annual inflation rate of 8.59 percent in March 2021 compared to 9.38 percent registered in February. The increase was mainly attributed to Household appliances (+14.34%).
- **Communication** showed an increase movement of 3.23 percent for the year March 2021. Most of the upwards contribution came from Telephone and telefax services (+9.99%).

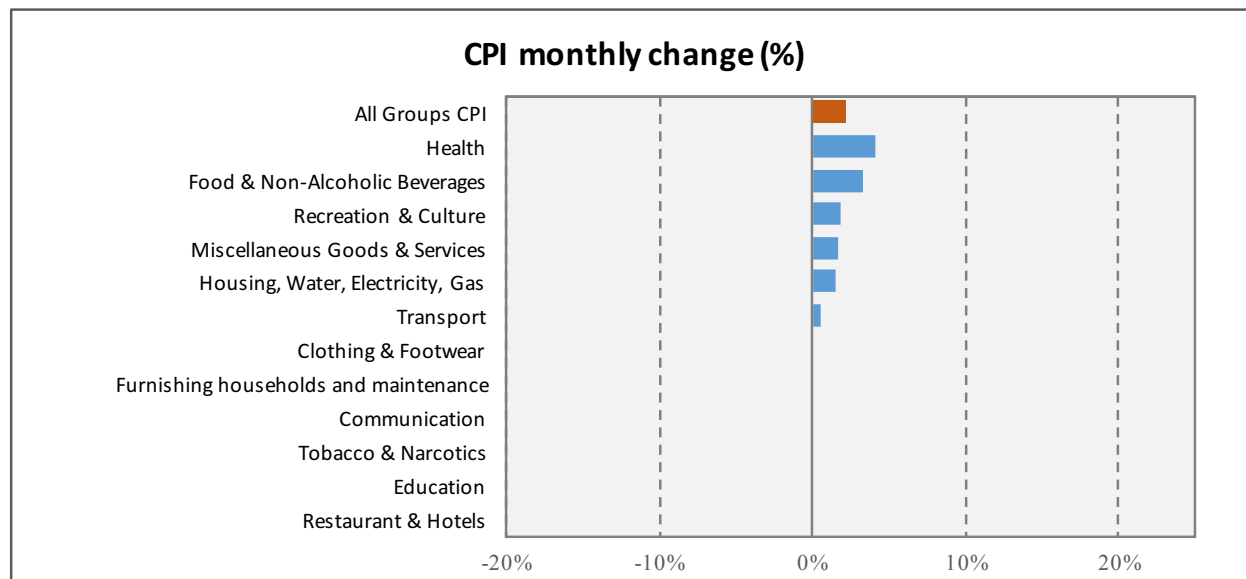
Major contributions (negative):

- **Tobacco & Narcotics** recorded an annual decrease of -6.30 percent in March 2021. The decrease was mainly due to reporting uncertainty about Khat prices in the month of March, movements for Tobacco and Narcotics are estimated from prices fluctuations from Tobacco.

A bulletin on the March 2021 CPI and more detailed data in time series format have been posted on the SNBS website: <http://www.nbs.gov.so>. Twitter @NBS_Somalia

B. Major contributions of the different groups to the monthly percentage change in the CPI

Chart 2: CPI; Monthly inflation rate by all groups; March 2021 (Dec 2014 = 100)



Major contributions (positive):

- **Food & Non-Alcoholic Beverages** registered an increase of 3.30 percent during the month of March 2021 from 0.33 percent recorded in February 2021. Most of upwards contribution came from prices of Vegetables (+4.49%) and Fruits (+6.72%).
- **Health** registered an increase of 4.13 percent during the month of March 2021 from the 3.86 percent recorded in February 2021. The increase was mainly the result of higher prices of medical products, appliances and equipment (+14.21%).

Major contributions (negative):

- In general, no groups showed a significant Negative monthly change for the month of March 2021.

Table 2: Changes in the Price Indices for March 2021 by main COICOP groups (Dec 2014=100)

COICOP Classification Group	CPI Weight	March 2020 Index	February 2021 Index	March 2021 Index	% change on previous month and current month	% change on same month of previous year (yr on yr)
All Groups CPI	100.00	116.55	119.88	122.47	2.17	5.08
Food & Non-Alcoholic Beverages	46.04	124.19	119.85	123.81	3.30	-0.30
Tobacco & Narcotics	1.25	137.08	128.44	128.44	0.00	-6.30
Clothing & Footwear	5.03	121.89	145.31	145.31	0.00	19.22
Housing, Water, Electricity & Gas	23.41	103.88	114.08	115.68	1.40	11.36
Furnishing, Households and Maintenance	2.93	103.70	112.61	112.61	0.00	8.59
Health	5.00	124.99	147.54	153.63	4.13	22.91
Transport	3.77	110.57	107.17	107.73	0.52	-2.57
Communication	2.80	99.57	102.78	102.78	0.00	3.23
Recreation & Culture	1.00	98.54	100.04	101.90	1.86	3.41
Education	4.00	107.75	109.80	109.80	0.00	1.91
Restaurant & Hotels	2.00	136.61	138.44	138.44	0.00	1.35
Miscellaneous Goods & Services	2.77	106.20	119.86	121.87	1.67	14.75

Note:

The Consumer Price Index is generated by conducting a survey of purchaser prices for a representative basket of household consumption (goods and services), during the first and third weeks of the collection month. The prices are obtained from selected retail outlets in four data collection zones spread across Mogadishu.

Next release

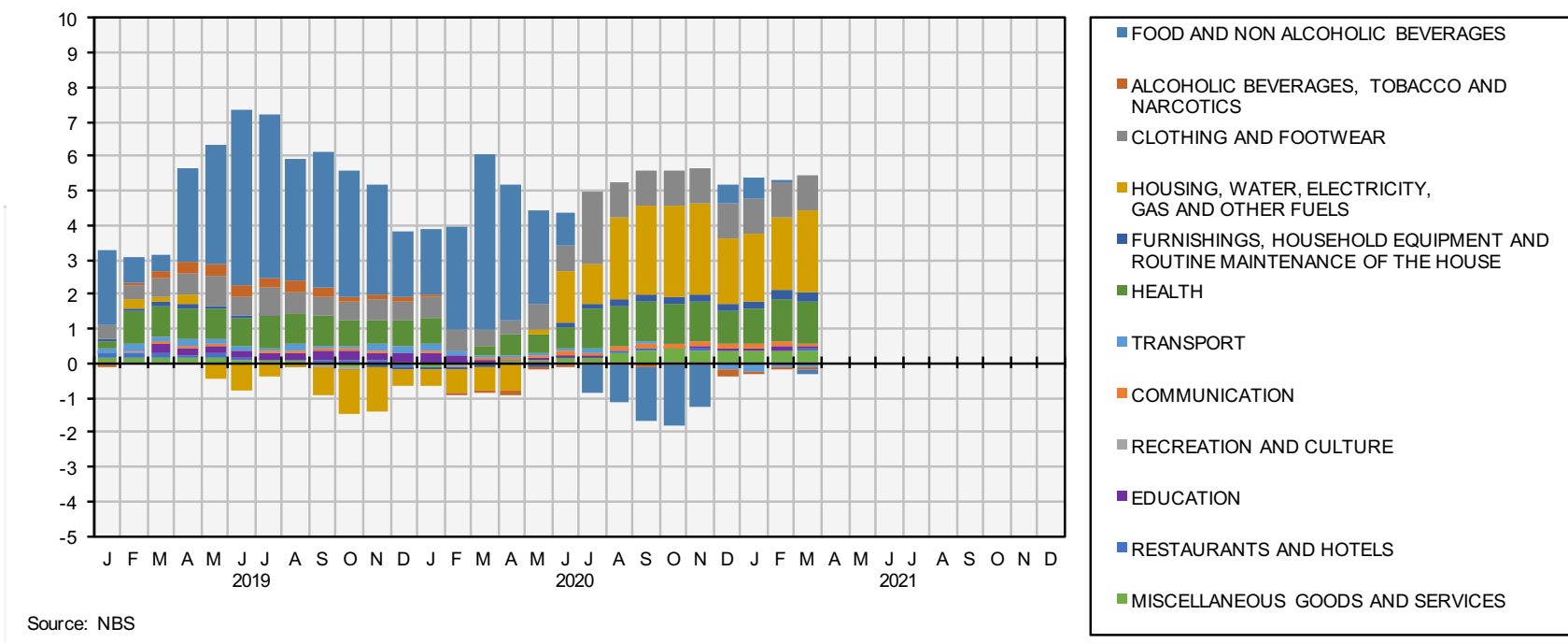
Consumer price index, March 2021, will be released on 15th April 2021. For more information on prices and other official statistics, please visit the SNBS website at <http://www.nbs.gov.so>

A bulletin on the March 2021 CPI and more detailed data in time series format have been posted on the SNBS website: <http://www.nbs.gov.so>. Twitter @NBS_Somalia

Annex 1: All Groups CPI – Points Contribution to Inflation Rate by COICOP Division in March 2021.

All Groups CPI

Points contribution (%) to inflation rate (contribution by COICOP)



Annex 1 provides an analysis of the inflation rate for the month broken up into a cross section of COICOP Divisions displaying their respective impact (contribution) to the All Groups CPI.