

CONSUMER PRICE INDEX (CPI)

June 2021

Executive Summary

The All Groups CPI was 125.97 in the month of June 2021, compared with 126.42 in the month of May 2021.

The monthly change, June 2021 compared to May 2021, was a decrease of -0.36 percent. This is compared to a monthly increase of 1.26 percent in the previous month of May 2021. There were no significant monthly price increases during the month of June. (Chart 2).

Over the twelve months to the month of June 2021 (inflation rate), the All Groups CPI decreased to 3.22 percent, compared with 3.83 percent over the twelve months to the month of May 2021.

Table 1: Inflation rate according to CPI; June 2021 (Dec 2014 = 100)

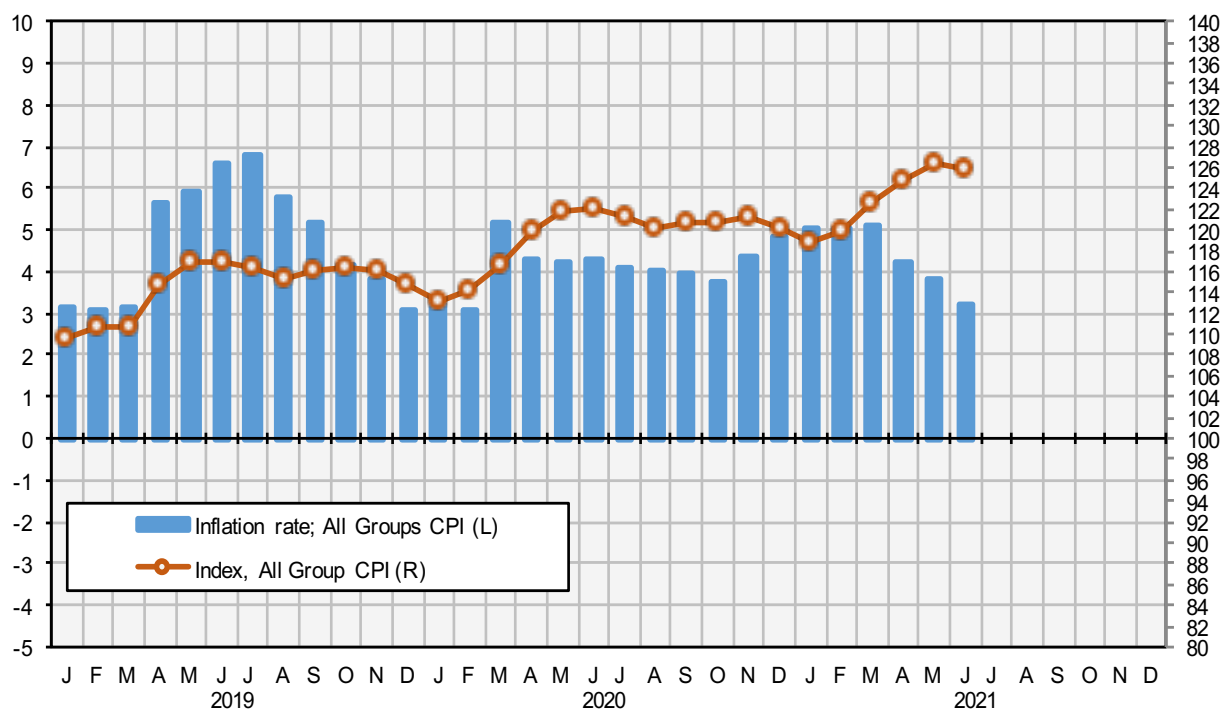
Consumer Price Index, June 2021	
Index (current month)	125.97
Index (previous month)	126.42
Index (previous year, same month)	122.04
Monthly % change	-0.36%
Annual % change (inflation rate)	3.22%

Inflation rate according to CPI

Percent change over twelve months

CPI Index

Index = 100 @ December 2014



Source: NBS

A bulletin on the June 2021 CPI and more detailed data in time series format have been posted on the SNBS website: <http://www.nbs.gov.so>. Twitter @NBS_Somalia

Consumer Price Index (CPI) June 2021

General Inflation rate: All Groups CPI, June 2021

The rate of inflation for June 2021 is the percentage change in the Consumer Price Index (CPI) over the twelve-month period, from June 2020 to June 2021.

The **All Groups CPI** decreased to 3.22 percent over the twelve months to June 2021 compared to 3.83 percent over the twelve months to May 2021.

The **All Groups CPI** monthly change for June 2021 was a decrease of -0.36 percent. This is compared to an increase of 1.26 percent recorded for May 2021.

General Inflation rate: Selected Groups, June 2021

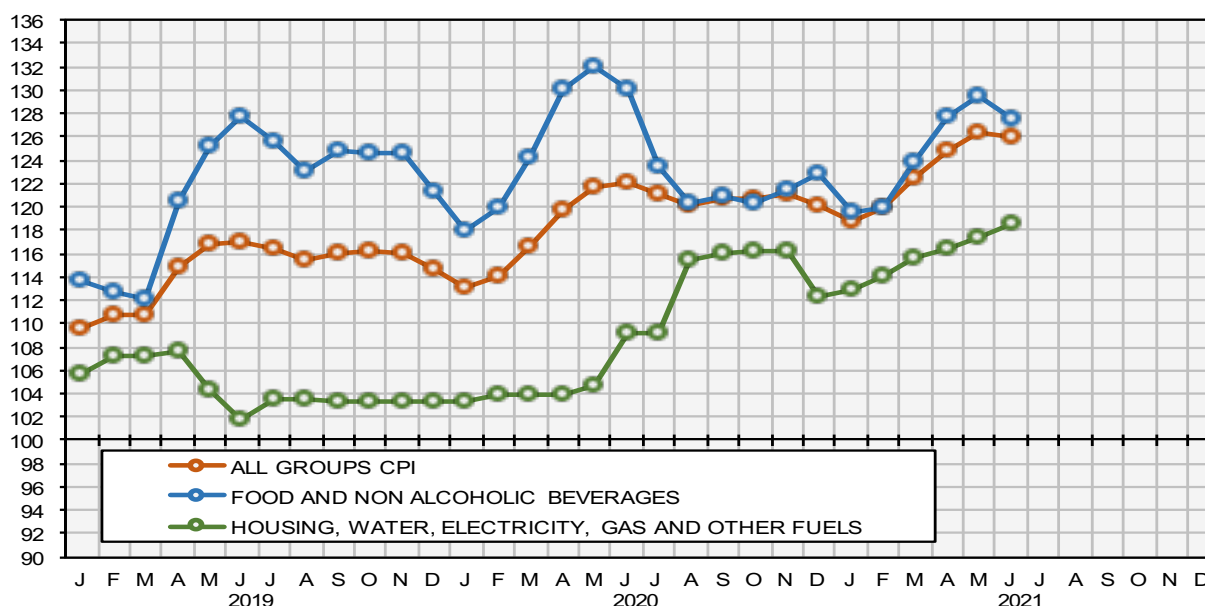
The rate of inflation for **Food and Non-Alcoholic Beverages** and **Housing, Water, Electricity, Gas** are the most significant items in the consumer basket in terms of expenditure and have the largest weighted influence on the **All Groups CPI**.

Food and Non-Alcoholic Beverages experienced a monthly decrease of -1.47 percent during the month of June compared with an increase of 1.36 percent in May. This was due to a decrease in prices of some foodstuffs. As a result, the year on year inflation decreased to -1.93 percent in June 2021. This is compared to the year on year inflation of -1.98 percent experienced in May 2021.

Housing, Water, Electricity and Gas experienced a monthly increase of 0.96 percent during the month of June 2021 compared to a monthly increase of 0.86 percent experienced in May 2021. The year on year inflation increased to 8.47 percent in June 2021. This is compared to the year on year inflation of 12.03 percent experienced in May 2021.

All Groups CPI and Selected Groups

Index = 100 @ December 2014

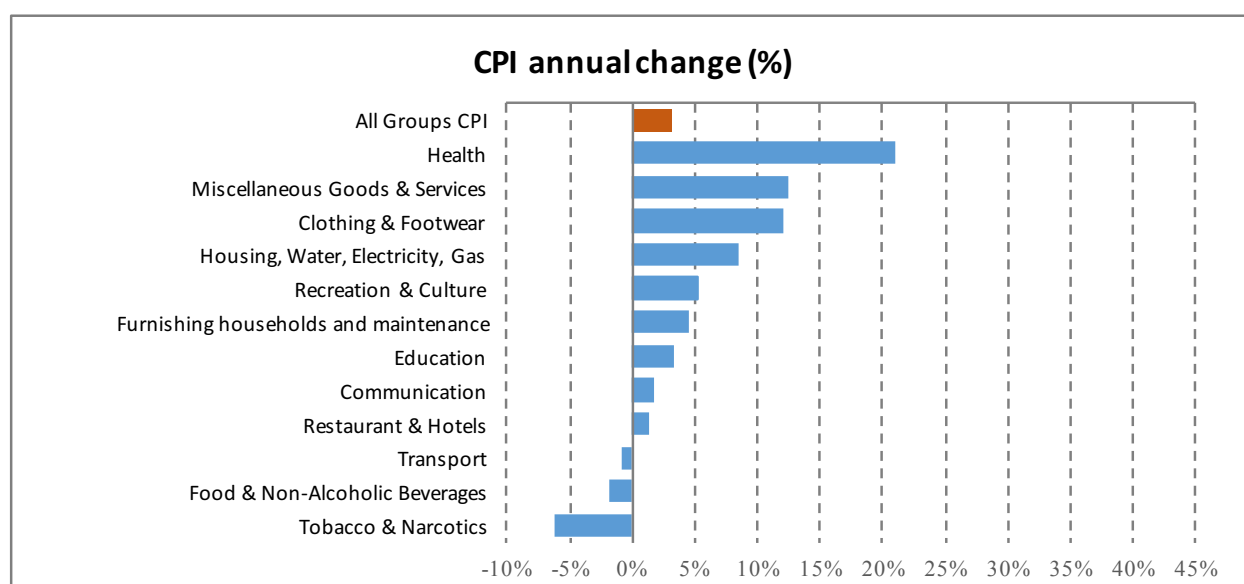


Source: NBS

A bulletin on the June 2021 CPI and more detailed data in time series format have been posted on the SNBS website: <http://www.nbs.gov.so>. Twitter @NBS_Somalia

A. Major contributions of the different groups to the annual percentage change in the CPI

Chart 1: CPI indices, Annual inflation rate by all groups; June 2021 (Dec 2014 = 100)



Major contributions (positive):

- **Health** showed an annual inflation rate of 21.08 percent in June 2021. The increase was mainly the result of higher prices of Hospital services (+45.79%). Most of the upwards contribution came from prices of patient treatment (+150.00%).
- **Miscellaneous Goods & Services** recorded an annual increase of 12.55 percent in June. The increase was mainly the result of higher prices of personal care (+16.03%). Most of the upwards contribution came from prices of Hair dressing salons and personal grooming establishments (+10.10%).
- **Clothing and Footwear** recorded an annual increase of 12.13 percent. Most of the upward contribution came from prices on clothing (+14.47%) due to price increases on garments for men (+22.44%), Women (22.12%) and Other articles of clothing and clothing accessories (+18.98%).
- **Housing, Water, Electricity and Gas** recorded an annual increase of 8.47 percent in June 2021. The increase was mainly the result of higher prices of Materials for the maintenance and repair of the dwelling (+7.95%), Actual Rentals for Housing (+14.11%) and water supply and miscellaneous services relating to the dwelling (+24.31%) respectively. Most of upwards contribution came from prices of Actual rentals paid by tenants, for example, Apartment (+30.23%).
- **Recreation & Culture** recorded an annual increase of 5.29 percent in June 2021. This increase was mainly the result of higher prices of Audio-visual, photographic and information processing equipment (+6.21%). Most of the upward contribution came from prices of cable TV (+11.11%) and LCD Television, Flat screen (+16.67%).
- **Furnishing, Households and Maintenance** showed an annual inflation rate of 4.52 percent in June 2021. The increase was mainly attributed to goods and services for routine household maintenance (+11.22%).

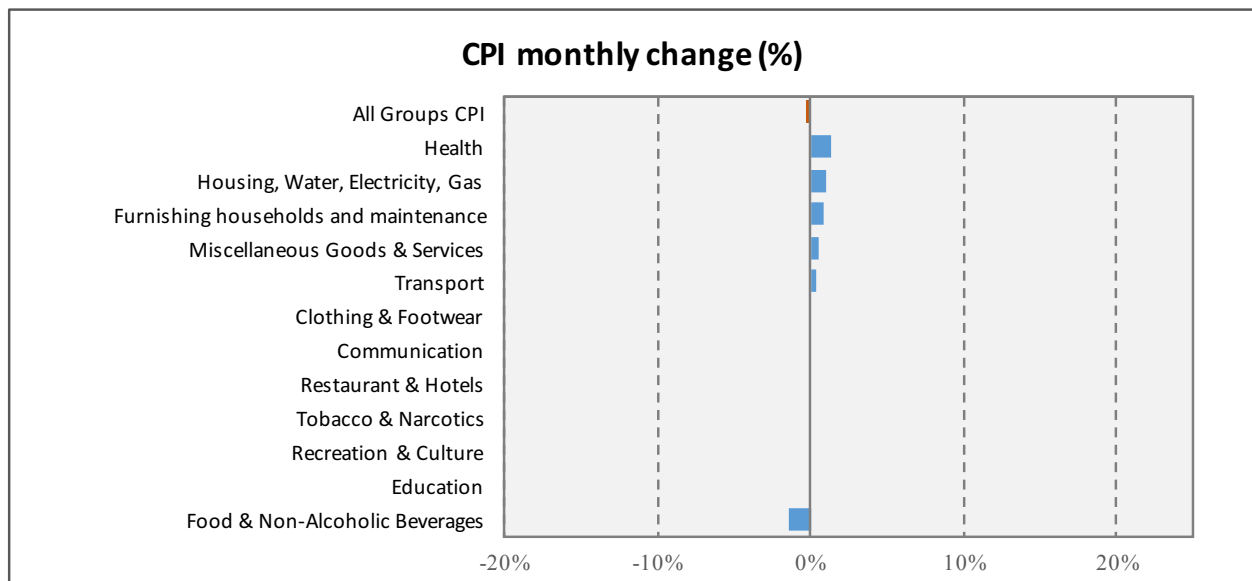
Major contributions (negative):

- In general, no groups showed a significant Negative annual change for the year of June 2021.

A bulletin on the June 2021 CPI and more detailed data in time series format have been posted on the SNBS website: <http://www.nbs.gov.so>. Twitter @NBS_Somalia

B. Major contributions of the different groups to the monthly percentage change in the CPI

Chart 2: CPI; Monthly inflation rate by all groups; June 2021 (Dec 2014 = 100)



Major contributions (positive):

- In general, no groups showed a significant positive monthly change for the month of June 2021.

Major contributions (negative):

- In general, no groups showed a significant Negative monthly change for the month of June 2021.

A bulletin on the June 2021 CPI and more detailed data in time series format have been posted on the SNBS website: <http://www.nbs.gov.so>. Twitter @NBS_Somalia

Table 2: Changes in the Price Indices for June 2021 by main COICOP groups (Dec 2014=100)

COICOP Classification Group	CPI Weight	June 2020 Index	May 2021 Index	June 2021 Index	% change on previous month and current month	% change on same month of previous year (yr on yr)
All Groups CPI	100.00	122.04	126.42	125.97	-0.36	3.22
Food & Non-Alcoholic Beverages	46.04	130.02	129.42	127.51	-1.47	-1.93
Tobacco & Narcotics	1.25	137.08	128.44	128.44	0.00	-6.30
Clothing & Footwear	5.03	138.76	155.60	155.60	0.00	12.13
Housing, Water, Electricity & Gas	23.41	109.24	117.36	118.49	0.96	8.47
Furnishing, Households and Maintenance	2.93	108.64	112.65	113.55	0.80	4.52
Health	5.00	133.10	158.99	161.16	1.37	21.08
Transport	3.77	110.83	109.65	109.99	0.31	-0.75
Communication	2.80	101.31	103.03	103.03	0.00	1.70
Recreation & Culture	1.00	98.54	103.75	103.75	0.00	5.29
Education	4.00	106.27	109.80	109.80	0.00	3.32
Restaurant & Hotels	2.00	136.61	138.44	138.44	0.00	1.35
Miscellaneous Goods & Services	2.77	111.67	125.12	125.69	0.46	12.55

Note:

The Consumer Price Index is generated by conducting a survey of purchaser prices for a representative basket of household consumption (goods and services), during the first and third weeks of the collection month. The prices are obtained from selected retail outlets in four data collection zones spread across Mogadishu.

Next release

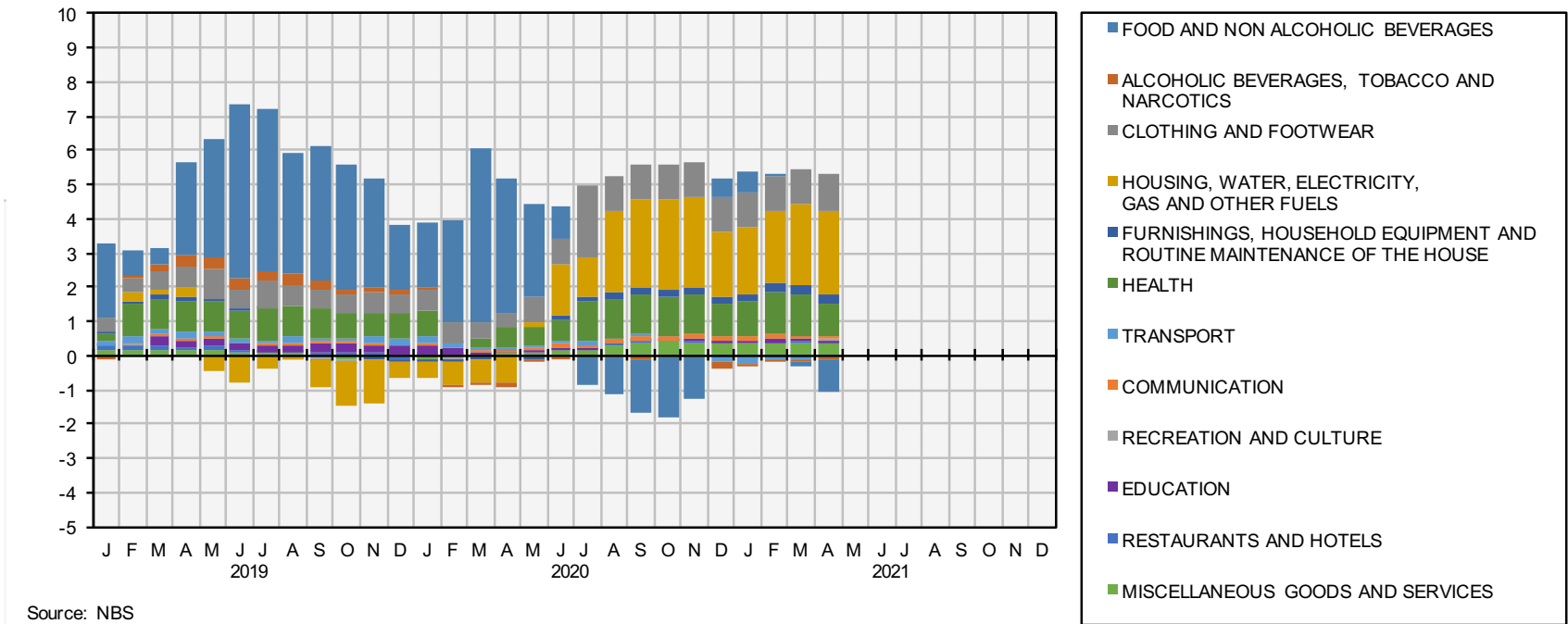
Consumer price index, July 2021, will be released on 15th August 2021. For more information on prices and other official statistics, please visit the SNBS website at <http://www.nbs.gov.so>

A bulletin on the June 2021 CPI and more detailed data in time series format have been posted on the SNBS website: <http://www.nbs.gov.so>. Twitter @NBS_Somalia

Annex 1: All Groups CPI – Points Contribution to Inflation Rate by COICOP Division in June 2021.

All Groups CPI

Points contribution (%) to inflation rate (contribution by COICOP)



Annex 1 provides an analysis of the inflation rate for the month broken up into a cross section of COICOP Divisions displaying their respective impact (contribution) to the All Groups CPI.

A bulletin on the June 2021 CPI and more detailed data in time series format have been posted on the SNBS website: <http://www.nbs.gov.so>. Twitter @NBS_Somalia