

CONSUMER PRICE INDEX (CPI)

September 2021

Executive Summary

The All Groups CPI was 126.17 in the month of September 2021, compared with 125.19 in the month of August 2021.

The monthly change, September 2021 compared to August 2021, was an increase of 0.73 percent. This is compared to a monthly decrease of -1.34 percent in the previous month of August 2021. The most significant monthly price increases were **Housing, Water, Electricity & Gas** (+3.65%). The increase for **Housing, Water, Electricity & Gas** was mainly the result of higher prices of actual renting (+6.43%). Most of the upwards contribution came from apartments (25.00%) (Chart 2).

Over the twelve months to the month of September 2021 (inflation rate), the All Groups CPI increased to 4.59 percent, compared with 4.24 percent over the twelve months to the month of August 2021.

Table 1: Inflation rate according to CPI; September 2021 (Dec 2014 = 100)

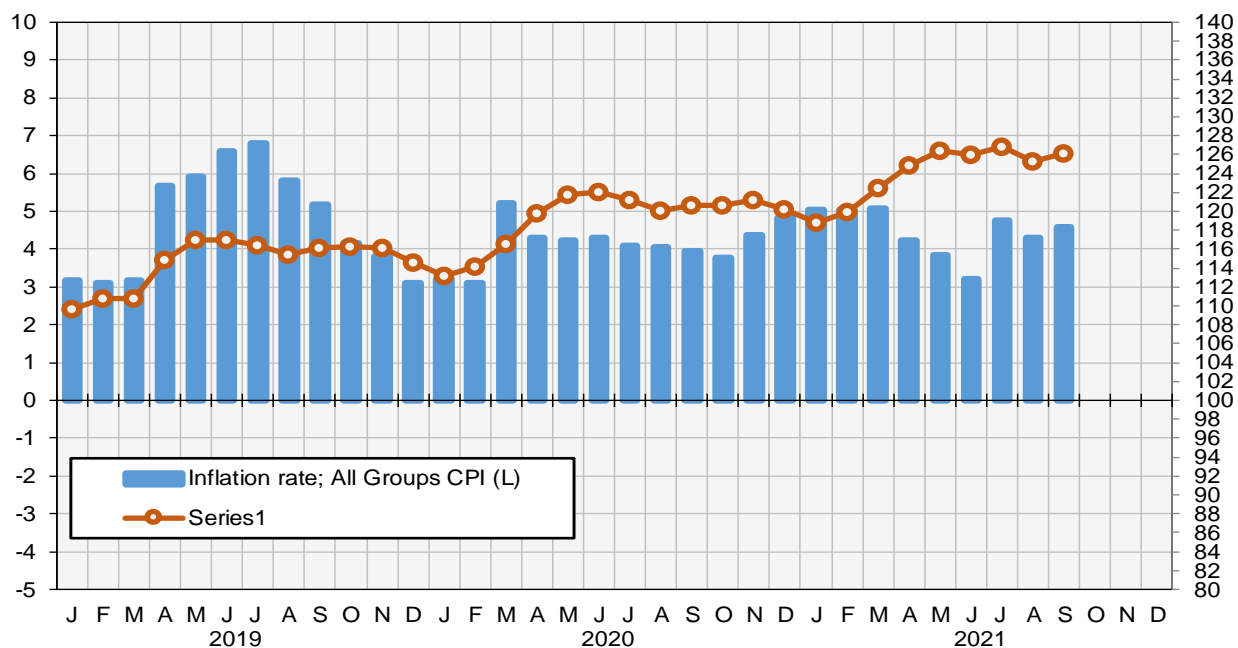
Consumer Price Index, September 2021	
Index (current month)	126.17
Index (previous month)	125.19
Index (previous year, same month)	120.63
Monthly % change	0.73%
Annual % change (inflation rate)	4.59%

Inflation rate according to CPI

Percent change over twelve months

CPI Index

Index = 100 @ December 2014



Source: NBS

A bulletin on the September 2021 CPI and more detailed data in time series format have been posted on the SNBS website: <http://www.nbs.gov.so>. Twitter @NBS_Somalia

Consumer Price Index (CPI) September 2021

General Inflation rate: All Groups CPI, September 2021

The rate of inflation for September 2021 is the percentage change in the Consumer Price Index (CPI) over the twelve-month period, from September 2020 to September 2021.

The **All Groups CPI** increased to 4.59 percent over the twelve months to September 2021 compared to 4.24 percent over the twelve months to August 2021.

The **All Groups CPI** monthly change for September 2021 was an increase of 0.73 percent. This is compared to a decrease of -1.34 percent recorded for August 2021.

General Inflation rate: Selected Groups, September 2021

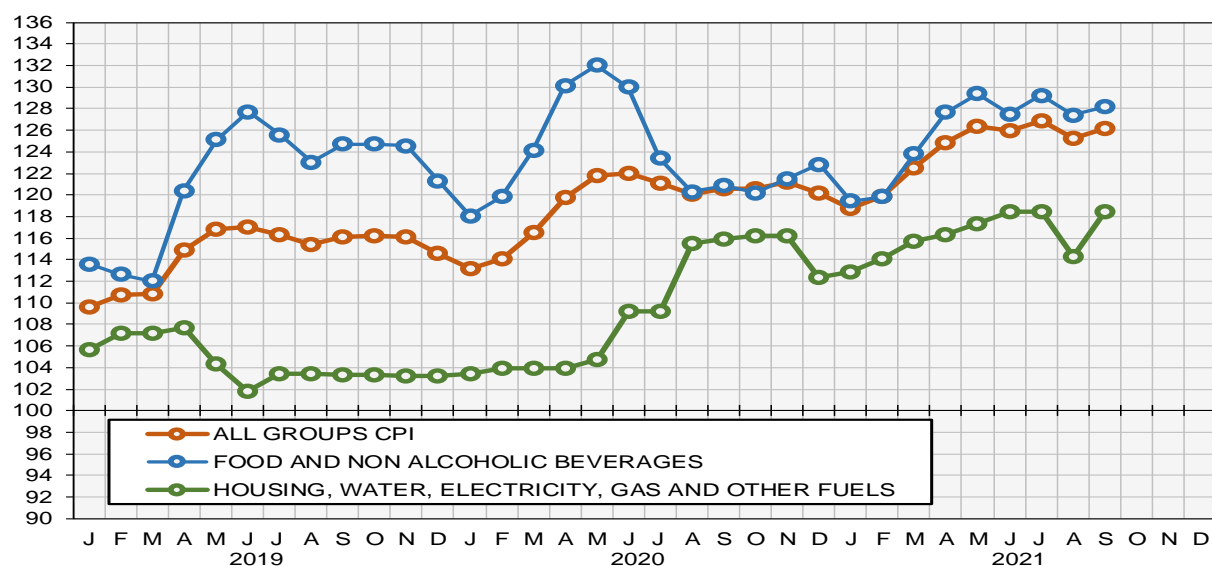
The rate of inflation for **Food and Non-Alcoholic Beverages** and **Housing, Water, Electricity, Gas** are the most significant items in the consumer basket in terms of expenditure and have the largest weighted influence on the **All Groups CPI**.

Food and Non-Alcoholic Beverages experienced a monthly increase of 0.57 percent during the month of September compared with a decrease of -1.40 percent in August. This was due to an increase in prices of some foodstuffs. As a result, the year on year inflation increased to 6.05 percent in September 2021. This is compared to the year on year inflation of 5.91 percent experienced in August 2021.

Housing, Water, Electricity and Gas experienced a monthly increase of 3.65 percent during the month of September 2021 compared to a monthly decrease of -3.79 percent experienced in August 2021. The year on year inflation increased to 2.18 percent in September 2021.

All Groups CPI and Selected Groups

Index = 100 @ December 2014

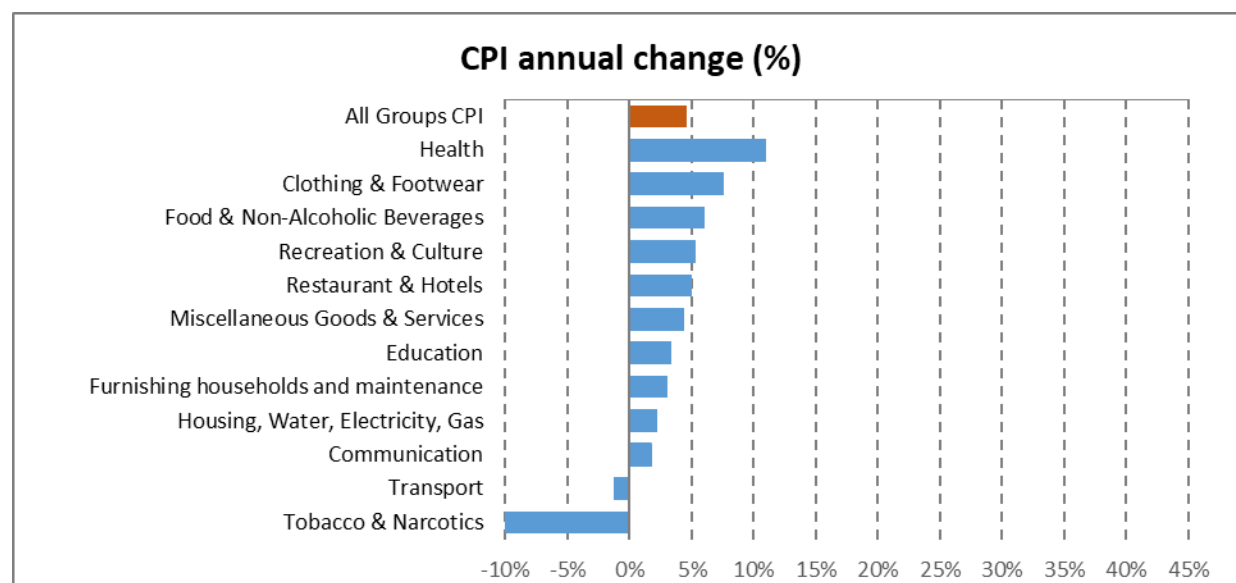


Source: NBS

A bulletin on the September 2021 CPI and more detailed data in time series format have been posted on the SNBS website: <http://www.nbs.gov.so>. Twitter @NBS_Somalia

A. Major contributions of the different groups to the annual percentage change in the CPI

Chart 1: CPI indices, Annual inflation rate by all groups; September 2021 (Dec 2014 = 100)



Major contributions (positive):

- **Health** showed an annual inflation rate of 11.02 percent in September 2021. The increase was mainly the result of higher prices of out-patient services (+11.36%). Most of the upwards contribution came from prices of Paramedical services (+58.14%).
- **Clothing and Footwear** showed an annual inflation rate of 7.56 percent in September 2021. The increase was mainly the result of higher prices of clothing (+8.69%). Most of the upwards contribution came from prices of garments for women (+9.98%).
- **Food & Non-Alcoholic Beverages** increased 6.05 percent over the 12-months to September 2021. The increase was mainly the result of higher prices of Food (6.36%). Most of the upwards contribution came from prices of Oils and Fats (+48.85%) and meat (+13.40%).
- **Recreation & Culture** recorded an annual increase of 5.29 percent in September 2021. This increase was mainly the result of higher prices of Audio-visual, photographic and information processing equipment (+6.21%). Most of the upward contribution came from prices of cable TV (+11.11%) and LCD Television, Flat screen (+16.67%).
- **Restaurant & Hotels** showed an annual increase of 5.05 percent for the year September 2021. Most of the upwards contribution came from prices of Restaurants, cafés and the like(S) (+5.51%).
- **Miscellaneous Goods & Services** recorded an annual increase of 4.44 percent in September. The increase was mainly the result of higher prices of personal care (+8.67%). Most of the upwards contribution came from prices of Hair dressing salons and personal grooming establishments (+12.39%).
- **Education** showed an annual inflation rate of 3.32 percent in September 2021. Most of the upwards contribution came from pre-primary and primary education (+12.45%).
- **Furnishing, Households and Maintenance** showed an annual inflation rate of 3.00 percent in September 2021. The increase was mainly attributed to goods and services for routine household maintenance (+4.52%).

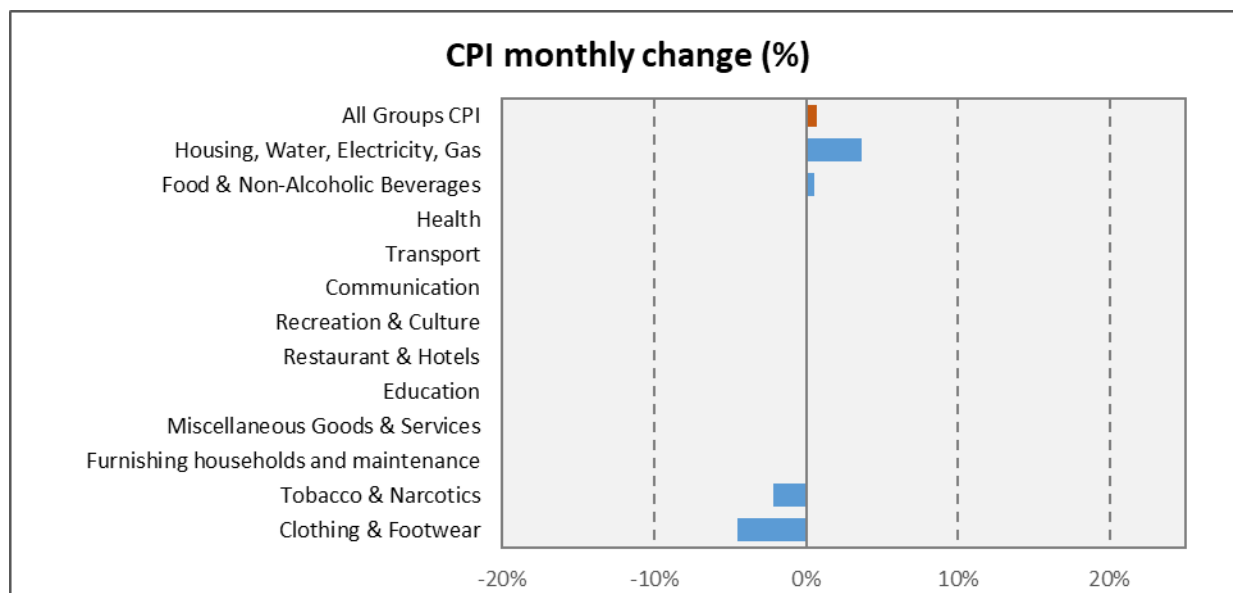
A bulletin on the September 2021 CPI and more detailed data in time series format have been posted on the SNBS website: <http://www.nbs.gov.so>. Twitter @NBS_Somalia

Major contributions (negative):

- **Tobacco and Narcotics** recorded an annual decrease of -19.46 percent in September 2021 compared to an annual a decrease of -17.65 percent in August 2021. Most of the downwards contribution came from prices on Narcotics (-27.27%).

B. Major contributions of the different groups to the monthly percentage change in the CPI

Chart 2: CPI; Monthly inflation rate by all groups; September 2021 (Dec 2014 = 100)



Major contributions (positive):

- **Housing, Water, Electricity & Gas** recorded a monthly increase of 3.65 percent in September 2021 from -3.52 percent recorded in August 2021. Most of the upward contribution came from prices on actual rentals for housing (6.43%).

Major contributions (negative):

- **Clothing and Footwear** recorded a monthly decrease of -4.49 percent in September 2021 from 4.70 percent recorded in August 2021. Most of the downwards contribution came from prices on clothing (-6.97%).
- **Tobacco and Narcotics** recorded a monthly decrease of -2.19 percent in September 2021 from -11.94 percent recorded in August 2021. Most of the downwards contribution came from prices on Narcotics (-27.27%).

Table 2: Changes in the Price Indices for September 2021 by main COICOP groups (Dec 2014=100)

COICOP Classification Group	CPI Weight	September 2020 Index	August 2021 Index	September 2021 Index	% change on previous month and current month	% change on same month of previous year (yr on yr)
All Groups CPI	100.00	120.63	125.26	126.17	0.73	4.59
Food & Non-Alcoholic Beverages	46.04	120.85	127.43	128.16	0.57	6.05
Tobacco & Narcotics	1.25	137.35	113.10	110.62	-2.19	-19.46
Clothing & Footwear	5.03	144.66	162.91	155.60	-4.49	7.56
Housing, Water, Electricity & Gas	23.41	115.96	114.32	118.49	3.65	2.18
Furnishing, Households and Maintenance	2.93	110.24	113.55	113.55	0.00	3.00
Health	5.00	145.16	161.16	161.16	0.00	11.02
Transport	3.77	112.00	110.54	110.54	0.00	-1.30
Communication	2.80	101.31	103.03	103.03	0.00	1.70
Recreation & Culture	1.00	98.54	103.75	103.75	0.00	5.29
Education	4.00	106.27	109.80	109.80	0.00	3.32
Restaurant & Hotels	2.00	136.61	143.51	143.51	0.00	5.05
Miscellaneous Goods & Services	2.77	120.35	125.69	125.69	0.00	4.44

Note:

The Consumer Price Index is generated by conducting a survey of purchaser prices for a representative basket of household consumption (goods and services), during the first and third weeks of the collection month. The prices are obtained from selected retail outlets in four data collection zones spread across Mogadishu.

Next release

Consumer price index, October 2021, will be released on 15th November 2021. For more information on prices and other official statistics, please visit the SNBS website at <http://www.nbs.gov.so>

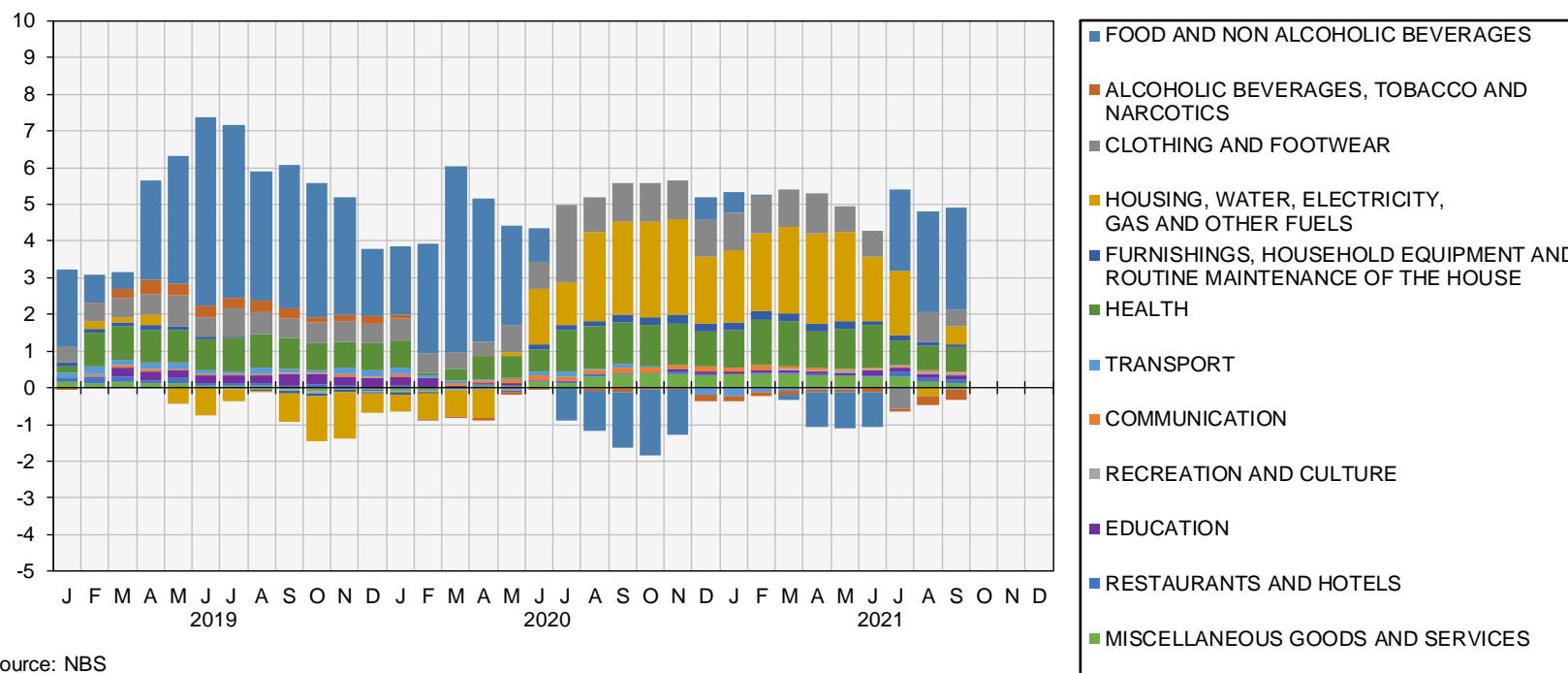
A bulletin on the September 2021 CPI and more detailed data in time series format have been posted on the SNBS website: <http://www.nbs.gov.so>. Twitter @NBS_Somalia

Annex 1: All Groups CPI – Points Contribution to Inflation Rate by COICOP Division in September 2021.

All Groups CPI

All Groups CPI

Points contribution (%) to inflation rate (contribution by COICOP)



Source: NBS

Annex 1 provides an analysis of the inflation rate for the month broken up into a cross section of COICOP Divisions displaying their respective impact (contribution) to the All Groups CPI.

A bulletin on the September 2021 CPI and more detailed data in time series format have been posted on the SNBS website: <http://www.nbs.gov.so>. Twitter @NBS_Somalia