

CONSUMER PRICE INDEX (CPI)

November 2021

Executive Summary

The All Groups CPI was 127.27 in the month of November 2021, compared with 126.46 in the month of October 2021.

The monthly change, November 2021 compared to October 2021, was an increase of 0.64 percent. This is compared to a monthly decrease of 0.23 percent in the previous month of October 2021. There were no significant monthly price increases during the month of November. (Chart 2).

Over the twelve months to the month of November 2021 (inflation rate), the All Groups CPI increased to 5.03 percent, compared with 4.86 percent over the twelve months to the month of October 2021.

Table 1: Inflation rate according to CPI; November 2021 (Dec 2014 = 100)

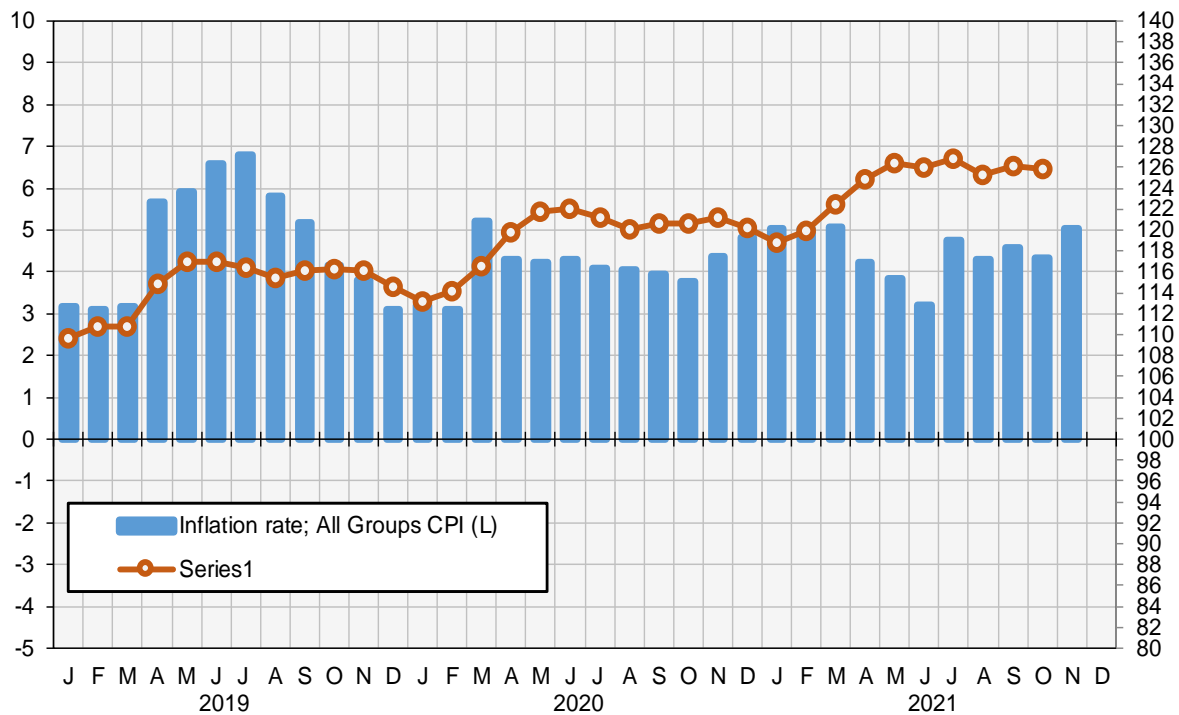
Consumer Price Index, November 2021	
Index (current month)	127.27
Index (previous month)	126.46
Index (previous year, same month)	121.18
Monthly % change	0.64%
Annual % change (inflation rate)	5.03%

Inflation rate according to CPI

Percent change over twelve months

CPI Index

Index = 100 @ December 2014



Source: NBS

A bulletin on the November 2021 CPI and more detailed data in time series format have been posted on the SNBS website: <http://www.nbs.gov.so>. Twitter @NBS_Somalia

Consumer Price Index (CPI) November 2021

General Inflation rate: All Groups CPI, November 2021

The rate of inflation for November 2021 is the percentage change in the Consumer Price Index (CPI) over the twelve-month period, from November 2020 to November 2021.

The **All Groups CPI** increased to 5.03 percent over the twelve months to November 2021 compared to 4.86 percent over the twelve months to October 2021.

The **All Groups CPI** monthly change for November 2021 was an increase of 0.64 percent. This is compared to a decrease of 0.23 percent recorded for October 2021.

General Inflation rate: Selected Groups, November 2021

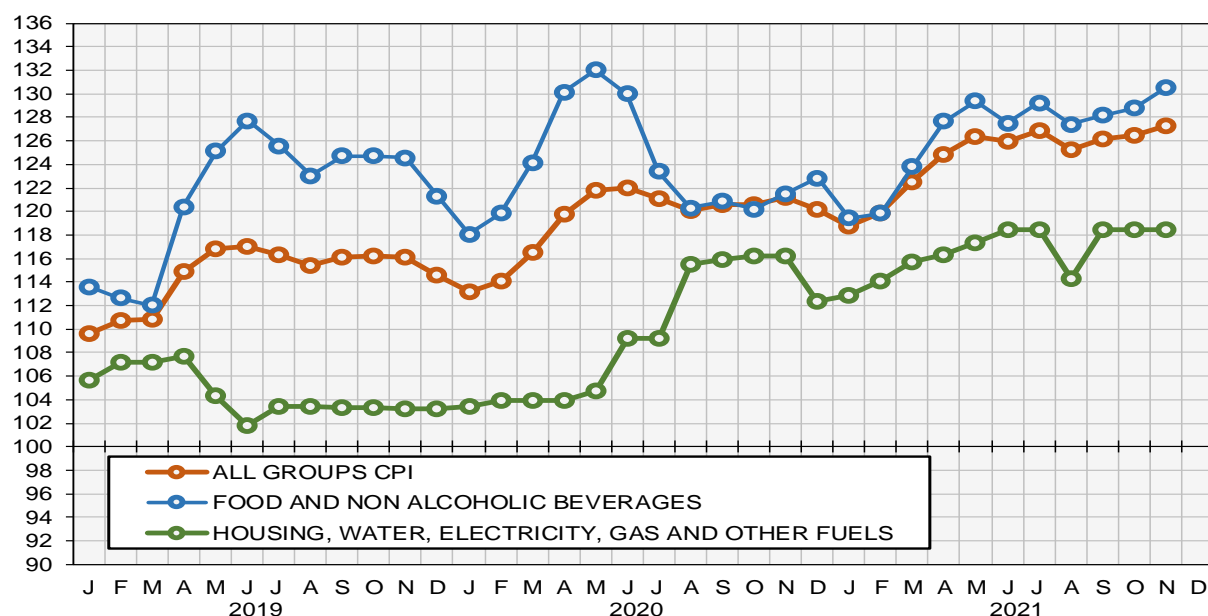
The rate of inflation for **Food and Non-Alcoholic Beverages** and **Housing, Water, Electricity, Gas** are the most significant items in the consumer basket in terms of expenditure and have the largest weighted influence on the **All Groups CPI**.

Food and Non-Alcoholic Beverages experienced a monthly increase of 1.37 percent during the month of November compared with a decrease of 0.47 percent in October. This was due to an increase in prices of some foodstuffs. As a result, the year on year inflation increased to 7.42 percent in November 2021. This is compared to the year on year inflation of 7.10 percent experienced in October 2021.

Housing, Water, Electricity and Gas experienced an immovability of 0.00 percent during the month of November 2021. The year on year inflation is 1.95 percent in November 2021.

All Groups CPI and Selected Groups

Index = 100 @ December 2014

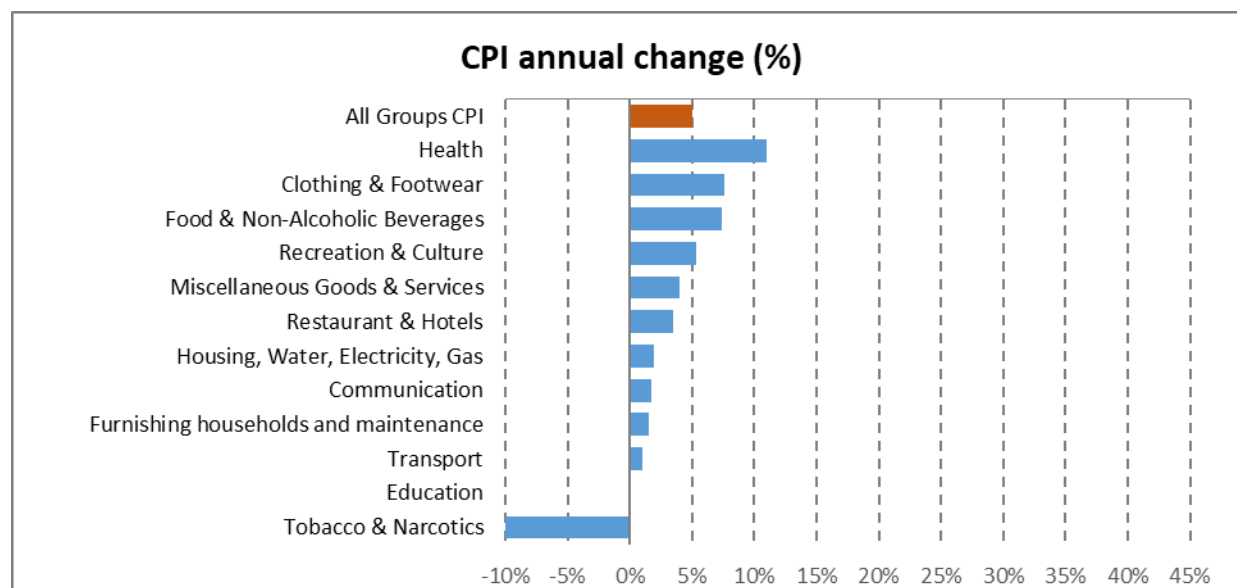


Source: NBS

A. Major contributions of the different groups to the annual percentage change in the CPI

A bulletin on the November 2021 CPI and more detailed data in time series format have been posted on the SNBS website: <http://www.nbs.gov.so>. Twitter @NBS_Somalia

Chart 1: CPI indices, Annual inflation rate by all groups; November 2021 (Dec 2014 = 100)



Major contributions (positive):

- **Health** showed an annual increase inflation rate of 11.02 percent in November 2021. The increase was mainly the result of higher prices of out-patient services (+11.36%). Most of the upwards contribution came from prices of Paramedical services (+58.14%).
- **Clothing and Footwear** showed an annual increase inflation rate of 7.56 percent in November 2021. The increase was mainly the result of higher prices of clothing (+8.69%). Most of the upwards contribution came from prices of garments for women (+9.98%).
- **Food & Non-Alcoholic Beverages** increased to 7.41 percent over the 12-months to November 2021. The increase was mainly the result of higher prices of Food (+7.82%). Most of the upwards contribution came from prices of Oils and Fats (+62.70%) and meat (+13.45%).
- **Recreation & Culture** recorded an annual increase of 5.29 percent in November 2021. This increase was mainly the result of higher prices of Audio-visual, photographic and information processing equipment (+6.21%). Most of the upward contribution came from prices of cable TV (+11.11%) and LCD Television, Flat screen (+16.67%).
- **Miscellaneous Goods & Services** recorded an annual increase of 3.96 percent in November. The increase was mainly the result of higher prices of personal care (+6.58%). Most of the upwards contribution came from prices of Hair dressing salons and personal grooming establishments (+12.39%).
- **Restaurant & Hotels** showed an annual increase of 3.42 percent for the year November 2021. Most of the upwards contribution came from prices of Restaurants, cafés and the like(S) (+5.51%).

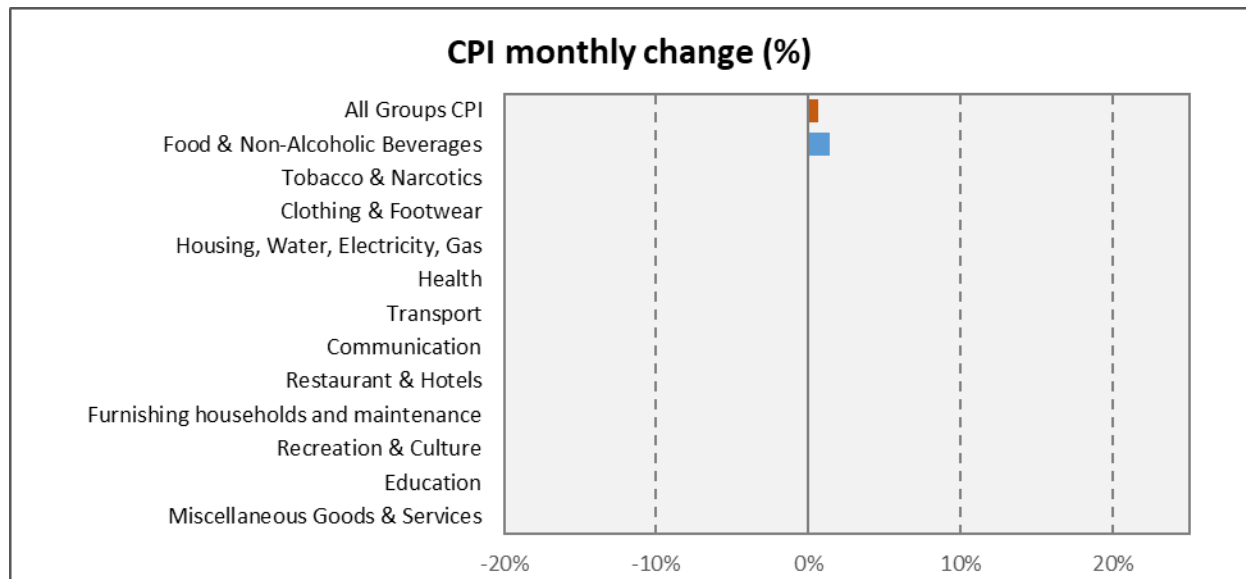
Major contributions (negative):

- **Tobacco and Narcotics** recorded a decrease of -20.76 percent in November 2021. Most of the downwards contribution came from prices on Narcotics (-29.09%).

A bulletin on the November 2021 CPI and more detailed data in time series format have been posted on the SNBS website: <http://www.nbs.gov.so>. Twitter @NBS_Somalia

B. Major contributions of the different groups to the monthly percentage change in the CPI

Chart 2: CPI; Monthly inflation rate by all groups; November 2021 (Dec 2014 = 100)



Major contributions (positive):

In general, no groups showed a significant positive monthly change for the month of November 2021

Major contributions (negative):

In general, no groups showed a significant Negative monthly change for the month of November 2021

Table 2: Changes in the Price Indices for November 2021 by main COICOP groups (Dec 2014=100)

COICOP Classification Group	CPI Weight	November 2020 Index	October 2021 Index	November 2021 Index	% change on previous month and current month	% change on same month of previous year (yr on yr)
All Groups CPI	100.00	121.18	126.46	127.27	0.63	5.03
Food & Non-Alcoholic Beverages	46.04	121.51	128.78	130.53	1.35	7.42
Tobacco & Narcotics	1.25	137.35	108.84	108.84	0.00	-20.76
Clothing & Footwear	5.03	144.66	155.60	155.60	0.00	7.56
Housing, Water, Electricity & Gas	23.41	116.22	118.49	118.49	0.00	1.95
Furnishing, Households and Maintenance	2.93	111.90	113.55	113.55	0.00	1.48
Health	5.00	145.16	161.16	161.16	0.00	11.02
Transport	3.77	110.30	111.35	111.35	0.00	0.95
Communication	2.80	101.31	103.03	103.03	0.00	1.70
Recreation & Culture	1.00	98.54	103.75	103.75	0.00	5.29
Education	4.00	109.80	109.80	109.80	0.00	0.00
Restaurant & Hotels	2.00	138.76	143.51	143.51	0.00	3.42
Miscellaneous Goods & Services	2.77	121.06	125.85	125.85	0.00	3.96

Note:

The Consumer Price Index is generated by conducting a survey of purchaser prices for a representative basket of household consumption (goods and services), during the first and third weeks of the collection month. The prices are obtained from selected retail outlets in four data collection zones spread across Mogadishu.

Next release

Consumer price index, December 2021, will be released on 15th January 2022. For more information on prices and other official statistics, please visit the SNBS website at <http://www.nbs.gov.so>

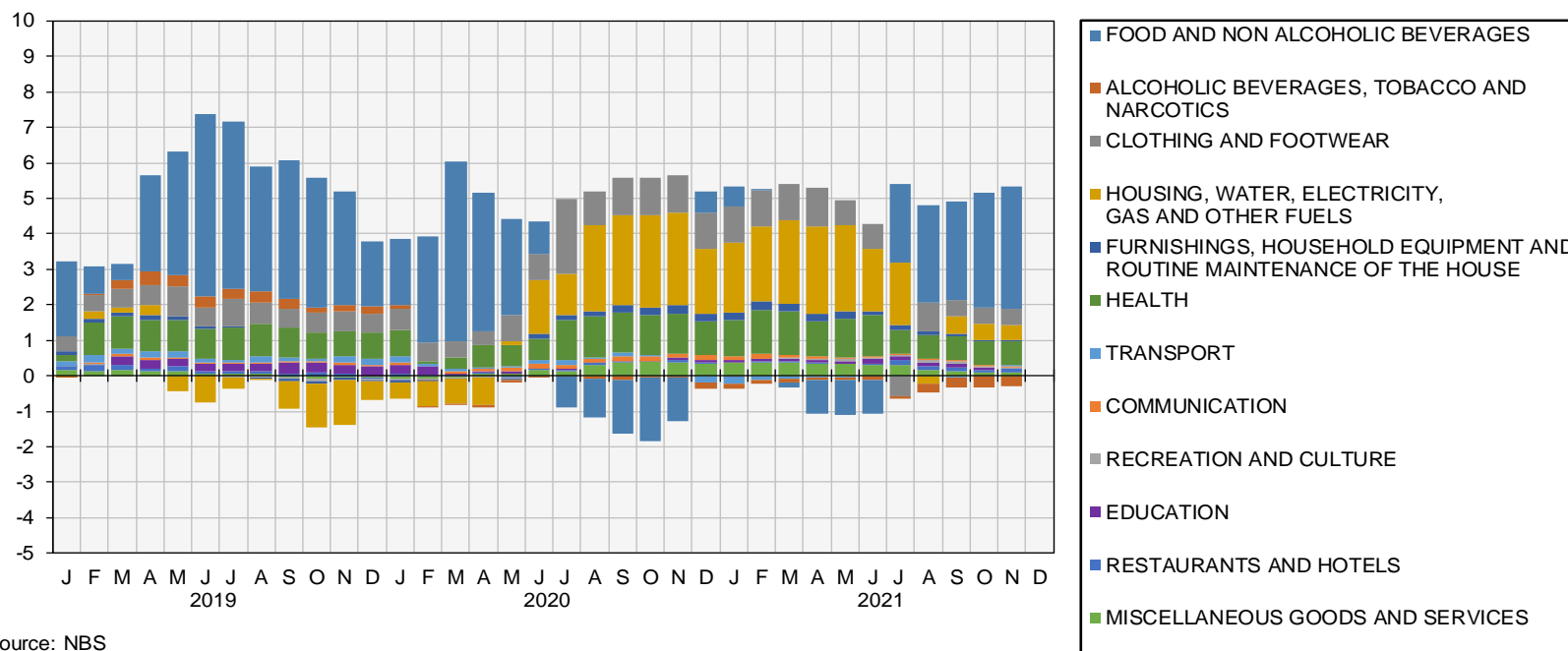
A bulletin on the November 2021 CPI and more detailed data in time series format have been posted on the SNBS website: <http://www.nbs.gov.so>. Twitter @NBS_Somalia

Annex 1: All Groups CPI – Points Contribution to Inflation Rate by COICOP Division in November 2021.

All Groups CPI

All Groups CPI

Points contribution (%) to inflation rate (contribution by COICOP)



Source: NBS

Annex 1 provides an analysis of the inflation rate for the month broken up into a cross section of COICOP Divisions displaying their respective impact (contribution) to the All Groups CPI.

A bulletin on the November 2021 CPI and more detailed data in time series format have been posted on the SNBS website: <http://www.nbs.gov.so>. Twitter @NBS_Somalia