

## CONSUMER PRICE INDEX (CPI)

December 2021

## Executive Summary

The All Groups CPI was 126.99 in the month of December 2021, compared with 127.27 in the month of November 2021.

The monthly change, December 2021 compared to November 2021, was a decrease of -0.22 percent. This is compared to a monthly increase of 0.64 percent in the previous month of November 2021. There were no significant monthly price increases during the month of December. (Chart 2).

Over the twelve months to the month of December 2021 (inflation rate), the All Groups CPI increased to 5.67 percent, compared with 5.03 percent over the twelve months to the month of November 2021.

**Table 1: Inflation rate according to CPI; December 2021 (Dec 2014 = 100)**

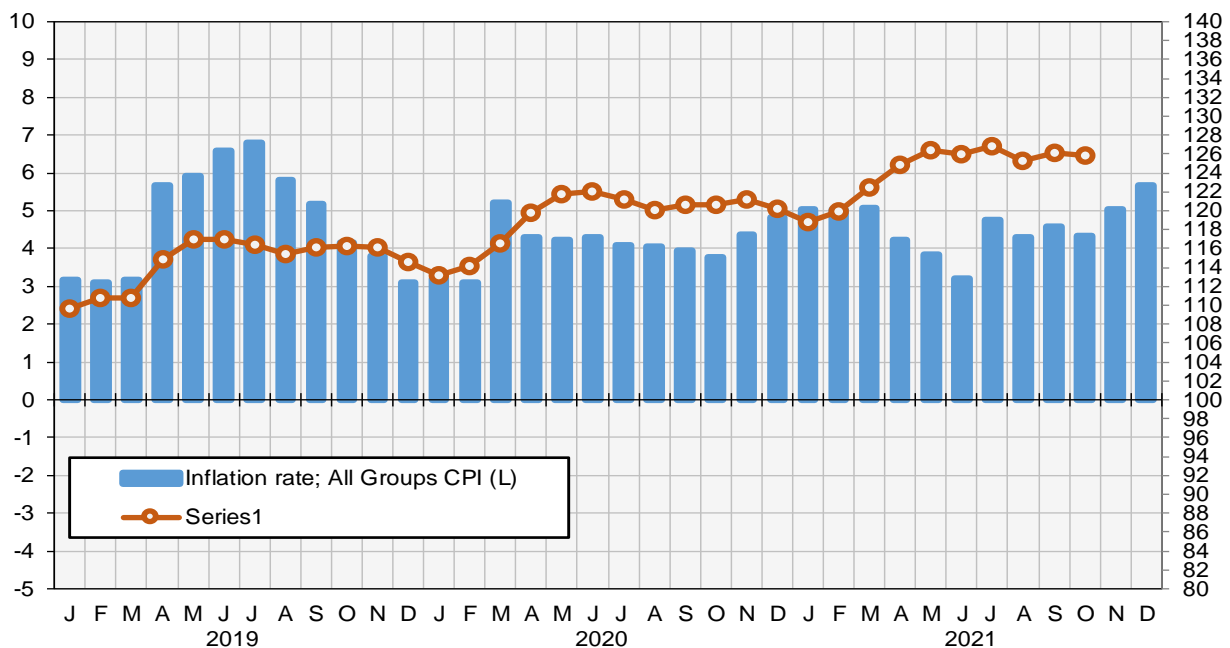
Consumer Price Index, December 2021	
Index (current month)	126.99
Index (previous month)	127.27
Index (previous year, same month)	120.18
Monthly % change	-0.22%
Annual % change (inflation rate)	5.67%

## Inflation rate according to CPI

## CPI Index

Percent change over twelve months

Index = 100 @ December 2014



Source: NBS

A bulletin on the December 2021 CPI and more detailed data in time series format have been posted on the SNBS website: <http://www.nbs.gov.so>. Twitter @NBS\_Somalia

## Consumer Price Index (CPI) December 2021

### General Inflation rate: All Groups CPI, December 2021

The rate of inflation for December 2021 is the percentage change in the Consumer Price Index (CPI) over the twelve-month period, from December 2020 to December 2021.

The **All Groups CPI** increased to 5.67 percent over the twelve months to December 2021 compared to 5.03 percent over the twelve months to November 2021.

The **All Groups CPI** monthly change for December 2021 was a decrease of -0.22 percent. This is compared to an increase of 0.64 percent recorded for November 2021.

### General Inflation rate: Selected Groups, December 2021

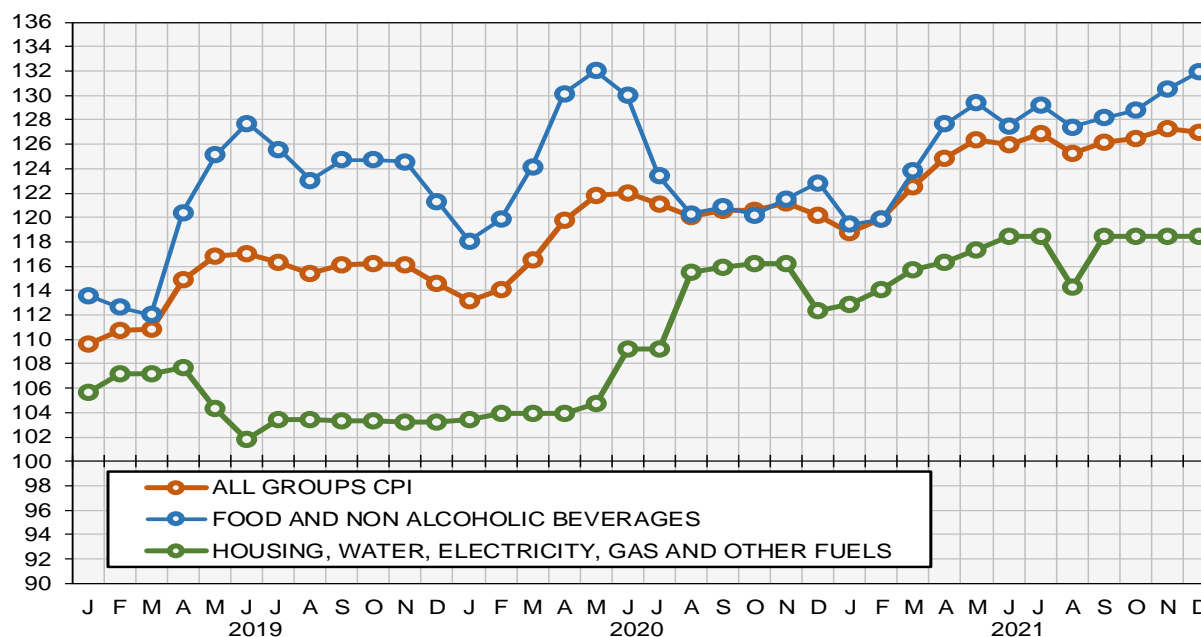
The rate of inflation for **Food and Non-Alcoholic Beverages** and **Housing, Water, Electricity, Gas** are the most significant items in the consumer basket in terms of expenditure and have the largest weighted influence on the **All Groups CPI**.

**Food and Non-Alcoholic Beverages** experienced a monthly decrease of 1.06 percent during the month of December compared with an increase of 1.37 percent in November. This was due to a decrease in prices of some foodstuffs. As a result, the year on year inflation decreased to 7.39 percent in December 2021. This is compared to the year on year inflation of 7.42 percent experienced in November 2021.

**Housing, Water, Electricity and Gas** experienced a decrease of -0.01 percent during the month of December 2021. The year on year inflation increased to 5.49 percent in December 2021.

### All Groups CPI and Selected Groups

Index = 100 @ December 2014

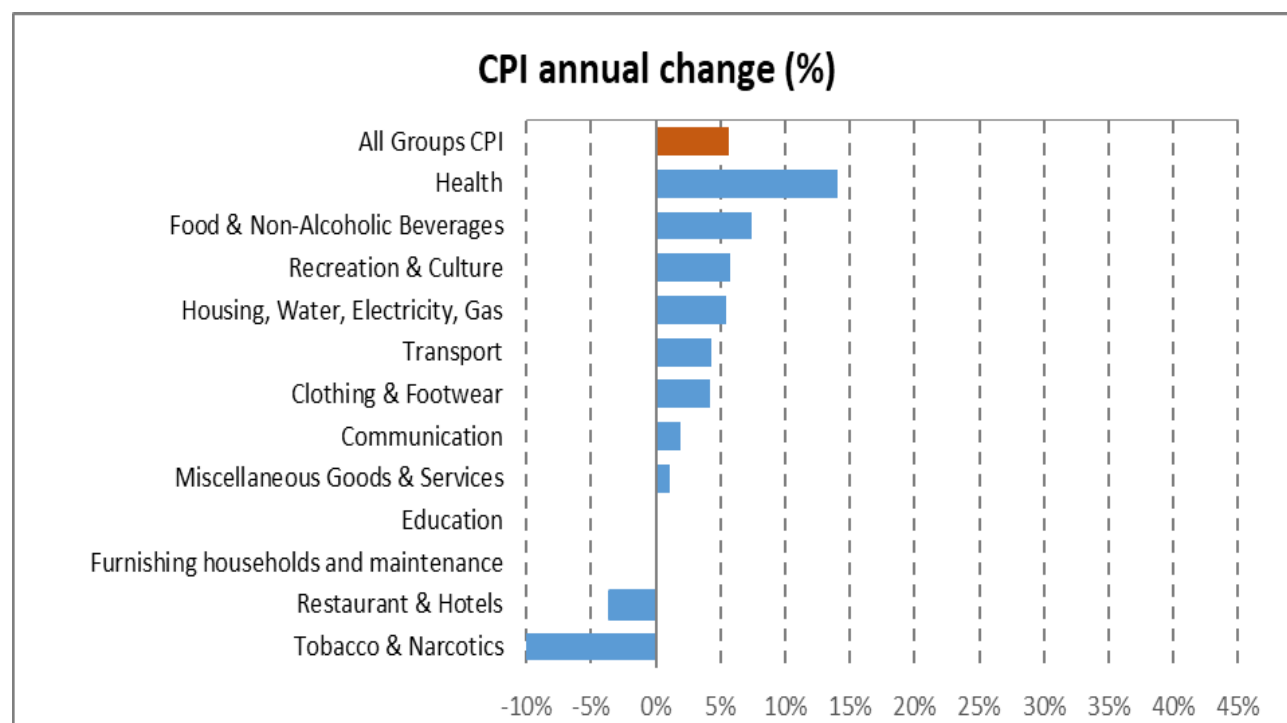


Source: NBS

A bulletin on the December 2021 CPI and more detailed data in time series format have been posted on the SNBS website: <http://www.nbs.gov.so>. Twitter @NBS\_Somalia

## A. Major contributions of the different groups to the annual percentage change in the CPI

Chart 1: CPI indices, Annual inflation rate by all groups; December 2021 (Dec 2014 = 100)



### Major contributions (positive):

- **Health** showed an annual increase of 14.09 percent in December 2021. The increase was mainly the result of higher prices of medical products, appliances and equipment (+33.84%). Most of the upwards contribution came from prices of amp injections (+25.00%).
- **Food & Non-Alcoholic Beverages** increased to 7.39 percent over the 12-months to December 2021. The increase was mainly the result of higher prices of Food (+7.77%). Most of the upwards contribution came from prices of Oils and Fats (+62.70%) and meat (+13.45%).
- **Recreation & Culture** recorded an annual increase of 5.75 percent in December 2021. This increase was mainly the result of higher prices of Audio-visual, photographic and information processing equipment (+6.54%). Most of the upward contribution came from prices of cable TV (+33.33%) and LCD Television, Flat screen (+16.67%).
- **Housing, Water, Electricity and Gas** recorded an annual increase of 5.49 percent in December. The increase was mainly the result of higher prices of water supply and miscellaneous services (+28.52%). Most of the upwards contribution came from prices of water supply (+17.64%).
- **Transport** showed an annual increase of 4.28 percent for the year December 2021. Most of the upwards contribution came from prices of operation of personal transport equipment (+19.87%).
- **Clothing and Footwear** showed an annual increase of 4.15 percent in December 2021. The increase was mainly the result of higher prices of clothing (+4.57%). Most of the upwards contribution came from prices of garments for women (+4.77%).

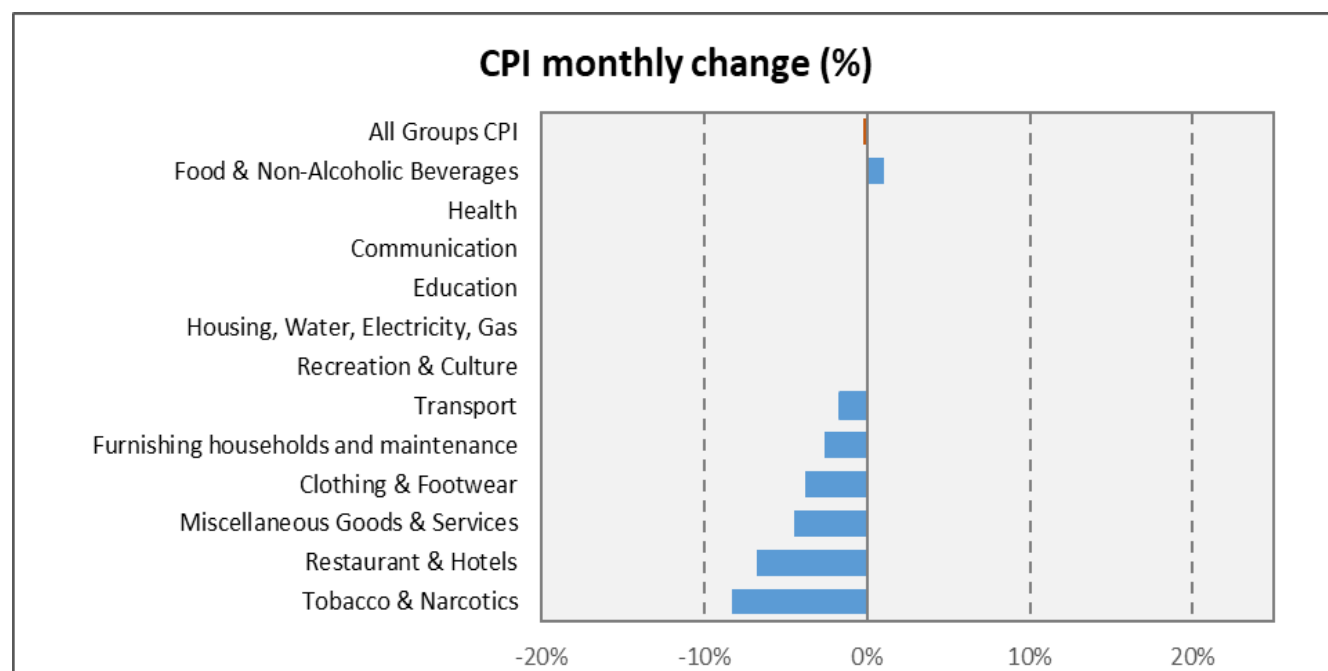
### Major contributions (negative):

- **Tobacco and Narcotics** recorded an annual decrease of -20.52 percent in December 2021. Most of the downwards contribution came from prices on Narcotics (-30.00%).

A bulletin on the December 2021 CPI and more detailed data in time series format have been posted on the SNBS website: <http://www.nbs.gov.so>. Twitter @NBS\_Somalia

## B. Major contributions of the different groups to the monthly percentage change in the CPI

Chart 2: CPI; Monthly inflation rate by all groups; December 2021 (Dec 2014 = 100)



### Major contributions (positive):

In general, no groups showed a significant positive monthly change for the month of December 2021

### Major contributions (negative):

- **Tobacco and Narcotics** recorded a monthly decrease of -8.27 percent in December 2021. Most of the downwards contribution came from prices on Narcotics (-10.26%). The decrease was impacted by normal volatility in prices for khat.
- **Restaurants and Hotels** recorded a monthly decrease of -6.78 percent in December 2021. Most of the downwards contribution came from prices on catering services (-10.63%).
- **Miscellaneous Good and Services** recorded a monthly decrease of -4.49 percent in December 2021. Most of the downwards contribution came from prices on personal care (-7.33%).
- **Clothing and Footwear** recorded a monthly decrease of -3.83 percent in December 2021. Most of the downwards contribution came from prices on clothing (-4.20%).
- **Furnishings, Household Equipment and Routine Maintenance of the House** recorded a monthly decrease of -2.57 percent in December 2021. Most of the downwards contribution came from prices on glassware, tableware and household utensils (-8.77%).

A bulletin on the December 2021 CPI and more detailed data in time series format have been posted on the SNBS website: <http://www.nbs.gov.so>. Twitter @NBS\_Somalia

**Table 2: Changes in the Price Indices for December 2021 by main COICOP groups (Dec 2014=100)**

COICOP Classification Group	CPI Weight	December 2020 Index	November 2021 Index	December 2021 Index	% change on previous month and current month	% change on same month of previous year (yr on yr)
<b>All Groups CPI</b>	100.00	120.18	127.27	126.99	-0.22	5.67
Food & Non-Alcoholic Beverages	46.04	122.83	130.53	131.91	1.06	7.39
Tobacco & Narcotics	1.25	125.61	108.84	99.83	-8.27	-20.52
Clothing & Footwear	5.03	143.69	155.60	149.65	-3.83	4.15
Housing, Water, Electricity & Gas	23.41	112.32	118.49	118.48	-0.01	5.49
Furnishing, Households and Maintenance	2.93	110.67	113.55	110.63	-2.57	-0.03
Health	5.00	141.26	161.16	161.16	0.00	14.09
Transport	3.77	105.03	111.35	109.52	-1.64	4.28
Communication	2.80	101.10	103.03	103.03	0.00	1.92
Recreation & Culture	1.00	98.05	103.75	103.68	-0.07	5.75
Education	4.00	109.80	109.80	109.80	0.00	0.00
Restaurant & Hotels	2.00	138.76	143.51	133.78	-6.78	-3.59
Miscellaneous Goods & Services	2.77	118.87	125.85	120.21	-4.49	1.13

**Note:**

The Consumer Price Index is generated by conducting a survey of purchaser prices for a representative basket of household consumption (goods and services), during the first and third weeks of the collection month. The prices are obtained from selected retail outlets in four data collection zones spread across Mogadishu.

**Next release**

Consumer price index, January 2022, will be released on 15th February 2022. For more information on prices and other official statistics, please visit the SNBS website at <http://www.nbs.gov.so>

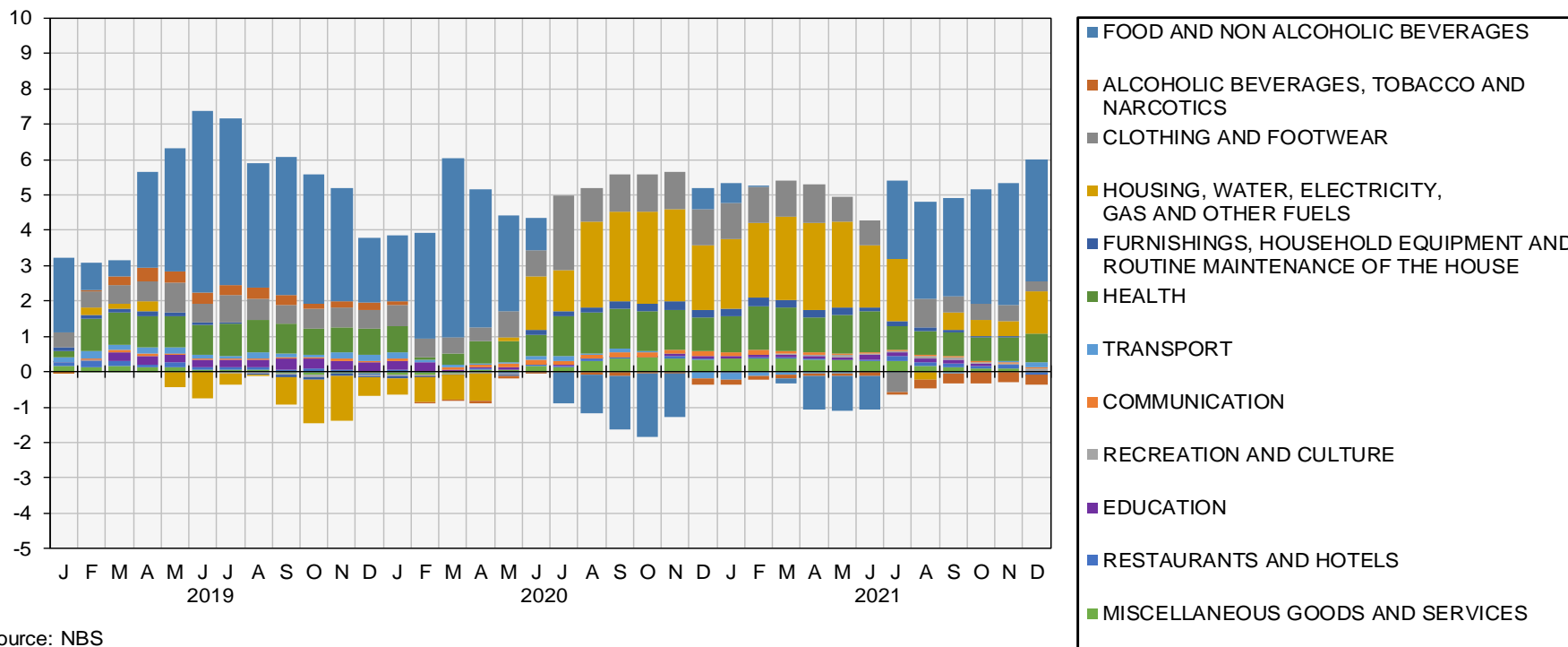
A bulletin on the December 2021 CPI and more detailed data in time series format have been posted on the SNBS website: <http://www.nbs.gov.so>. Twitter @NBS\_Somalia

**Annex 1: All Groups CPI – Points Contribution to Inflation Rate by COICOP Division in December 2021.**

**All Groups CPI**

**All Groups CPI**

Points contribution (%) to inflation rate (contribution by COICOP)



Source: NBS

**Annex 1** provides an analysis of the inflation rate for the month broken up into a cross section of COICOP Divisions displaying their respective impact (contribution) to the All Groups CPI.

A bulletin on the December 2021 CPI and more detailed data in time series format have been posted on the SNBS website: <http://www.nbs.gov.so>. Twitter @NBS\_Somalia